



International Organization for Migration (IOM)

The UN Migration Agency

A REGION ON THE MOVE

Mid-year trends report - January to June, 2018

IOM Regional Office for the East and Horn of Africa

Regional Data Hub | RDH



Project funded by the European Union
Project implemented by IOM



International Organization for Migration (IOM)
The UN Migration Agency

© International Organization for Migration (IOM) October 2018

Permission is required to reproduce any part of this publication. Permission to be freely granted to educational or non-profit organizations.

Please Contact: IOM Regional Office for the East and Horn of Africa

Postal Address: P.O. Box 55040-00200, Nairobi, Kenya

Visiting Address: Sri Aurobindo Avenue off Mzima Spring Road, Lavington, Nairobi, Kenya

Tel: +254 020 422 1000

Email: RO Nairobi Regional Data Hub | RDH – rdhronairobi@iom.int



DISCLAIMER


The opinions expressed in the report are those of the authors, and do not necessarily reflect the views of the International Organization for Migration (IOM). The designations employed, and the presentation of material throughout the report do not imply the expression of any opinion whatsoever on the part of IOM concerning the legal status of any country, territory city or area, or of its authorities, or concerning its frontiers or boundaries.

IOM is committed to the principle that humane and orderly migration benefits migrants and society. As an intergovernmental organization, IOM acts with its partners in the international community to assist in meeting the operational challenges of migration, advance understanding of migration issues, encourage social and economic development through migration, and uphold the human dignity and well-being of migrants.



Contents

1. INTRODUCTION	1
2. FORCED DISPLACEMENT	5
2.1 Overview	7
2.2 Ethiopia: Rapid and large-scale displacement	8
2.3 The Democratic Republic of the Congo: A complex, but forgotten crisis	8
2.4 Ebola in the Democratic Republic of the Congo	9
2.5 DRC-Uganda Ebola response map	10
2.5 Burundi: Answering the call to return home	11
2.6 Somalia: Between protracted and new displacement	14
2.7 Internally Displaced Persons (IDPs), Refugees and Asylum Seekers	15
3. REGIONAL MIXED MIGRATION TRENDS	19
3.1 Overview	19
3.2 The eastern route to Yemen and Gulf Cooperation Council (GCC) countries	21
3.2.1 Mixed flows in Djibouti, Ethiopia, and Somalia	21
3.3 IOM Migration Response Centres	24
3.4 DTM flow monitoring registry	26
3.5 Arrivals to Yemen, January to June 2018	27
3.6 Arrivals to Yemen in previous years	27
3.7 Voluntary humanitarian and assisted spontaneous returns from Yemen	28
3.8 Voluntary humanitarian and assisted spontaneous returns to the Horn of Africa	29
3.9 Deteriorating conditions in Yemen	29
3.10 Returns from the Kingdom of Saudi Arabia	30
3.11 Missing migrants in the Horn of Africa and Yemen	31
3.12 Europe-bound from the Horn of Africa	32
3.13 Arrivals to Italy via the Central Mediterranean, January to June 2018	32
3.16 A partial picture: the route to Southern Africa	37
3.17 IOM flow monitoring registry data	37
3.18 IOM detention monitoring data	37
3.19 Voluntary humanitarian return of vulnerable migrants	38
4. FREE MOVEMENT	41
4.1 Overview	41
4.2 Intra-Africa Mobility Timeline	45







1.

Introduction

Thus far, 2018 has been historic in many ways. Eritrea and Ethiopia signed a landmark declaration of peace and friendship on 9 July, casting aside decades of hostility in a matter of weeks.¹ The announcement of the end to the state of war was met by widespread jubilation in both countries, and was matched by concrete acts of rapprochement, which included reopening telephone and air links as well as the Eritrean embassy in Ethiopia². Later in July, Eritrea and Somalia announced a restoration of diplomatic relations through a joint declaration that affirmed a mutual commitment to foster regional peace, stability and economic integration. This was followed, in September, by a high level ministerial meeting between Ethiopia, Somalia and Eritrea that culminated in a joint declaration on comprehensive cooperation between the three countries that will see closer political, economic, social and cultural ties and improved coordination to promote regional peace and security and contribute to economic integration in the region³. Shortly after, two border posts reopened between Eritrea and Ethiopia that had previously been closed for 20 years⁴.

These unexpected, but much-welcomed, *détentes* are rare breakthroughs in a region that has been beset by insecurity and challenging diplomatic relations for decades.

1. Reuters. 'Ethiopia and Eritrea say war over, UN hails "wind of hope" in Africa' 9 July 2018 (2018) [accessed 30 August 2018]. <https://www.reuters.com/article/us-ethiopia-eritrea/ethiopia-and-eritrea-say-war-over-u-n-hails-wind-of-hope-in-africa-idUSKBN1JZ0LU>.

2. DW. 'Eritrean embassy reopens in Ethiopia' 16 July 2018 (2018) [accessed 30 August 2018]. <https://www.dw.com/en/eritrea-embassy-reopens-in-ethiopia/a-44695828>.

3. Eritrea Ministry of Information, *Joint Declaration on Comprehensive Cooperation Between Ethiopia, Somalia and Eritrea* <http://www.shabait.com/news/local-news/27003-joint-declaration-on-comprehensive-cooperation-between-ethiopia-somalia-and-eritrea> [accessed 13 September 2018]

4. Africa News Eritrea-Ethiopia announce the opening of two border crossings; troops to start withdrawing <http://www.africanews.com/2018/09/11/ethiopia-eritrea-reopen-border-point-minister/> [accessed 13 September 2018]



In another important milestone, the African Union adopted a Protocol on Free Movement of Persons in Africa in January 2018. Its adoption has been described as a turning point in the continent's complex history, which has seen the maintenance of colonial borders that have largely impeded intra-Africa mobility.⁵ If challenges in its implementation can be overcome, the Protocol is expected to bring about greater intra-Africa trade, commerce, tourism and labour mobility, among other benefits.⁶

Yet, despite these important developments, it can be said that much has stayed the same. Displacement levels remain high with little indication of falling: an estimated 4.6 million refugees and asylum seekers as well as 13.5 million internally displaced persons (IDPs) are hosted in the greater region.⁷ And, like in previous years, the factors forcing people from their homes continue to relate to conflict and insecurity as well as environmental challenges, such as flooding. Meanwhile, tens of thousands of Horn of Africa migrants continue to make dangerous, irregular journeys eastwards to Gulf Cooperation Council countries, northwards to Europe, and southwards to Southern Africa in the pursuit of better economic opportunities or in the hope of finding asylum.

The following sections analyze key migration trends in the first six months of the year: January to June, 2018.

5. African Union and IOM. *Study on the benefits and challenges of free movement of persons in Africa* (July 2018) [accessed 28 August 2018]. www.ethiopia.iom.int/sites/default/files/IOM%20free%20movement%20africa%20WEB_FINAL.pdf. African Development Bank Group. *Visa restrictions and economic consequences in Africa* (June 2013) [accessed 28 August 2018]. www.afdb.org/en/blogs/afdb-championing-inclusive-growth-across-africa/post/visa-restrictions-and-economic-consequences-in-africa-11987/.

6. African Union and IOM. *Study on the benefits and challenges of free movement of persons in Africa* (July 2018) [accessed 28 August 2018]. www.ethiopia.iom.int/sites/default/files/IOM%20free%20movement%20africa%20WEB_FINAL.pdf.

7. This includes the Democratic Republic of Congo, Ethiopia, Somalia, Yemen, South Sudan, Uganda, Central African Republic, Kenya, United Republic of Tanzania, Burundi, Rwanda, Djibouti and Eritrea. Sources: IOM, OCHA and UNHCR.



Aerial view of newly built communal shelters in Zone B, Wau, S. Sudan. Photo by: Rikka Tupaz



2.

Forced Displacement

2.1 OVERVIEW

The first half of 2018 was marked by significant internal and cross-border displacement. In keeping with previous years, conflict and insecurity were key drivers of forced movement. In Ethiopia, some 970,000 people were internally displaced between April and July 2018 as a result of inter-communal violence in the Gedeo and West Guji zones.⁸ In turn, ongoing insecurity in the Democratic Republic of the Congo – particularly in the eastern and central parts of the country – worsened in 2018, leading to tens of thousands of new refugee and asylum seeker arrivals to neighbouring countries in the first five months of 2018.⁹

Meanwhile, the displacement situations in Somalia and South Sudan continued along a complex and protracted trajectory. In Somalia's case, more than 20 years of conflict and cyclical droughts have contributed to significant internal and cross-border displacement. In June 2018, IDP numbers stood at 2.6 million,¹⁰ whereas Somali refugees and asylum seekers peaked at more than 1 million, marking a 30 per cent increase from the previous year.¹¹

8. IOM. *IOM Appeal Ethiopia: Gedeo and West Guji (July 2018)* [accessed 8 August 2018]. www.iom.int/news/iom-launches-usd-222m-appeal-gedeo-west-guji-displacement-crisis-ethiopia

9. UNHCR. *The Democratic Republic of the Congo Situation Regional Update (May 2018)*. www.data2.unhcr.org/en/documents/download/64193. UNHCR. *Uganda Comprehensive Refugee Response Portal* [accessed 9 August 2018]. www.data2.unhcr.org/en/country/uga

10. UN OCHA. *Somalia: Humanitarian Dashboard – June 2018 (issued on 17 July 2018)* [accessed 30 August 2018]. https://www.humanitarianresponse.info/sites/www.humanitarianresponse.info/files/documents/files/somalia_humanitarian_dashboard_june_2018.pdf

11. UNHCR. *Operational Portal: Horn of Africa Somalia Situation. Refugees from Somalia: 1,091,270 (30 June 2018)*. On 30 June 2017, refugees from Somalia numbered 835,333 [accessed 9 August 2018]. data2.unhcr.org/en/situations/horn



A similar trend is observed in South Sudan, which has entered its fifth year of civil war. Refugees and asylum seekers numbered over 2.4 million in June 2018, which is close to the number recorded six months earlier, but marks a 27 per cent increase from June 2017.¹² Additionally, internal displacement remains high, with estimates placing the number of IDPs at 1.8 million.¹³ Nearly half (48%) of IDPs in Displacement Tracking Matrix (DTM) assessed areas between April and June 2018 were found to be 17 years of age or younger, with 23 percent of all the IDPs identified being 5 years or less. This raises concerns about the effect of displacement on children's well-being as well as access to services including education.¹⁴

Heavy rains and flooding also led to significant internal displacement in the region. In Kenya, an estimated 800,000 people were affected by rains and floods between April and May, which caused the deaths of 186 individuals and left nearly 100 injured. An estimated 300,000 people were displaced; however, many began to return home by early June.¹⁵

12. UNHCR. *Operational Portal: South Sudan Situation. Refugees from South Sudan. Refugees and asylum-seekers from South Sudan: 2,486,253. On 30 June 2017, refugees and asylum-seekers numbered 1,952, 229* [accessed 9 August]. www.data2.unhcr.org/en/situations/southsudan.

13. OCHA. *South Sudan Humanitarian Snapshot June 2018* [accessed 9 August]. www.reliefweb.int/sites/reliefweb.int/files/resources/SS_20180718_Humanitarian_Snapshot_June_final.pdf.

14. IOM. *South Sudan — Mobility Tracking Report 2 (20 July 2018)* [accessed 17 August 2018]. <https://displacement.iom.int/reports/south-sudan-%E2%80%94-mobility-tracking-report-2-20-july-2018>.

15. IOM Kenya News. *IOM and partners continue non-food items' distribution in Tana River county in response to flood-affected populations (July 2018)*. UN OCHA. *Floods in Kenya: Flash Update No. 6, 7 June 2018. (2018)* [accessed 22 August 2018]. www.reliefweb.int/sites/reliefweb.int/files/resources/ROSEA_180606_Kenya%20Flash%20Update%20%236_final.pdf.

In the same period, hard-hitting floods struck the western and southern parts of Burundi, completely destroying 1,600 houses and damaging another 2,000,¹⁶ while leaving a further 4,000 households displaced and vulnerable.¹⁷

In Rwanda, heavy rainfall in May 2018 led to landslides and flooding in the western and northern parts of the country. This resulted in 250 deaths, the displacement of approximately 50,000 people, the destruction of 10,000 homes and 6,000 hectares of crops, as well as severe infrastructure damage.¹⁸

Torrential rains in April and May led to major flooding in southern and central Somalia, impacting more than 830,000 people, of which 300,000 were temporarily displaced¹⁹ – with Hiraan, Gedo and Lower Juba regions being the worst affected.²⁰ Cyclone Sagar also hit the Somaliland and Puntland regions of Somalia in May, bringing additional rain and heavy winds, which affected nearly 168,000 people in Somaliland and approximately 60,800 in Puntland.²¹ The cyclone in the north and floods in the south destroyed shelters, crops and infrastructure, thereby affecting already vulnerable communities, many of whom are still recovering from the effects of two years of drought.

The following section highlights displacement situations that have unfolded in the first half of the year in greater depth.



A young boy trudges through deep mud and river water on his way to school. His village was flooded by heavy rains weeks ago. Photo by: Muse Mohammed, Ethiopia

16. IOM. IOM DTM report 2018, published, June 2018 [accessed 30 August 2018]. <https://displacement.iom.int/burundi>

17. IOM. IOM Provides Emergency Assistance to Victims of Flash Floods in Burundi (July 2018). www.iom.int/news/iom-provides-emergency-assistance-victims-flash-floods-burundi

18. WFP. Rwanda Country Brief. May 2018 (2018) [accessed 22 August 2018]. www.reliefweb.int/sites/reliefweb.int/files/resources/Rwanda_2.pdf

19. UN OCHA. Somalia Humanitarian Bulletin 2 June – 5 July 2018 (2018) [accessed 22 August 2018]. www.reliefweb.int/sites/reliefweb.int/files/resources/June%20Bulletin%20Final%20publish_original.pdf

20. UNICEF. Somalia Humanitarian Situation Report - May 2018 (2018) [accessed 22 August 2018]. www.reliefweb.int/sites/reliefweb.int/files/resources/UNICEF%20Somalia%20Humanitarian%20Situation%20Report%20-%20May%202018.pdf

21. UN OCHA. OCHA Flash Update No. 4: Tropical Cyclone Sagar – 14 June 2018 (2018) [accessed 22 August 2018]. www.reliefweb.int/sites/reliefweb.int/files/resources/Flash%20update-Final%20v2.pdf

2.2 Ethiopia: Rapid and large-scale displacement

Fault lines in Ethiopia's ethnically demarcated federal regions widened as inter-communal conflict and insecurity intensified in the Gedeo and West Guji zones (of the Southern Nations, Nationalities, and Peoples' Region [SNNPR] and the Oromia Region).

From April 2018, a wave of violence swept the Gedeo and Guji communities,²² leading to the rapid displacement of hundreds of thousands of people. While the majority fled their homes in April, an escalation of violence in June led to further displacement, bringing the number of IDPs in Gedeo to over 820,000 and those in West Guji to 150,000 (for a total of some 970,000 displaced).²³

Despite peace and reconciliation efforts led by traditional elders, as well as the deployment of the Ethiopian Defense Force, violence and insecurity have persisted, leading in some cases to secondary displacement.²⁴

Most of the displaced populations are staying with host communities, while others are sheltering in collective sites, such as schools, government buildings and disused factories. Living conditions in the sites are generally overcrowded, with a lack of sanitation and access to hygiene items. Moreover, the IDPs have lost assets and livelihoods, while basic services have been disrupted and infrastructure damaged. Compounding the situation is the fact that the displacement has taken place during Ethiopia's cold and rainy season, which has made adequate shelter and blankets a key concern.²⁵

The Government of Ethiopia, with support from local and international organizations, is leading the displacement response, and, in June, a USD 117.7 million multi-sector response plan was launched.²⁶ Nevertheless, resources remain overstretched and are not meeting the scale of need. In July, IOM launched a six-month [USD 22.2 million appeal](#), which is in line with the government's response plan.

2.3 The Democratic Republic of the Congo: A complex, but forgotten crisis

One of the world's most complex, but forgotten crises is currently unfolding in the Democratic Republic of the Congo (DRC). In 2017, the humanitarian situation deteriorated sharply following an escalation of inter-communal conflict, militia activities and the worst cholera outbreak in 15 years.²⁷ The situation has not improved in 2018, with security conditions (particularly in the eastern and central parts of the country) becoming worse.²⁸

22. ACAPS. *Ethiopia Displacement in SNNP and Oromia regions: Briefing note – 22 June 2018*.

23. IOM. *IOM Appeal Ethiopia: Gedeo and West Guji (July 2018)* [accessed 9 August 2018]. www.iom.int/sites/default/files/country_appeal/file/iom-flash-appeal-ethiopia-gedeo-west-guji-jul-dec2018.pdf.

24. Government of Ethiopia. *Response Plan to Internal Displacement Around Gedeo (SNNPR) and West Guji (Oromia) Zones (June 2018)* [accessed 9 August 2018]. www.reliefweb.int/sites/reliefweb.int/files/resources/Ethiopia_Response%20Plan%20to%20Internal%20Displacement%20between%20Gedeo%20and%20West%20Guji%20zones_22%20June_0.pdf.

25. IOM. *IOM Appeal Ethiopia: Gedeo and West Guji (July 2018)* [accessed 8 August 2018]. www.iom.int/news/iom-launches-usd-222m-appeal-gedeo-west-guji-displacement-crisis-ethiopia.

26. Government of Ethiopia. *Response Plan to Internal Displacement Around Gedeo (SNNPR) and West Guji (Oromia) Zones (June 2018)* [accessed 9 August 2018]. www.reliefweb.int/sites/reliefweb.int/files/resources/Ethiopia_Response%20Plan%20to%20Internal%20Displacement%20between%20Gedeo%20and%20West%20Guji%20zones_22%20June_0.pdf.

27. IOM. *A Region on the Move: Migration Trends in the East and Horn of Africa, 2017 (April 2018)* [accessed 10 August 2018]. www.reliefweb.int/report/south-sudan/region-move-migration-trends-east-horn-africa-2017.

28. UNHCR. *Uganda Comprehensive Refugee Response Portal* [accessed 9 August 2018]. www.data2.unhcr.org/en/country/uga.

2.4 Ebola in the Democratic Republic of the Congo

The risk of a major Ebola virus disease outbreak adds to the dire humanitarian situation in the DRC. From early May 2018, 54 cases and 33 Ebola-related deaths were recorded in the Congo River area, which harbours a key transport route through the country and connects to neighbouring countries.²⁹

The outbreak was declared to have ended in July – thanks to a swift response by the Ministry of Health, the World Health Organization, partners and donors to contain the disease.³⁰

However, an unrelated Ebola outbreak was declared on 1 August 2018. As of 18 September, 142 Ebola cases, including 97 deaths, were reported in the North Kivu and Ituri provinces, which are in the densely populated eastern part of the country that borders Uganda and Rwanda.³¹

The public health risk of the latest outbreak is assessed to be high at the national and regional levels in light of the transportation links between the affected areas, the rest of the country, and neighbouring countries.³² This is compounded by a high-level of internal displacement in the affected areas, the displacement of Congolese refugees to neighbouring countries and insecurity in the eastern part of the country, which could hinder response activities.³³

The Ebola Response Map (page 10) is an ongoing Information Management exercise to add incremental information on situational analysis related to Ebola-affected areas, and IOM presence and activities along the border between the Democratic Republic of Congo (DRC) and Uganda.

Violence and insecurity have led to significant displacement, food insecurity, loss of livelihoods, disruption to services and damage to infrastructure. Much of the displacement has taken place across borders. As of June 2018, Congolese refugee and asylum-seeker numbers rose to over 780,000 (from 713,000 at the end of 2017),³⁴ which places this caseload among the 10 largest refugee populations in the world.³⁵ The majority are hosted in East African countries, namely Uganda (288,766), the United Republic of Tanzania (84,470), Rwanda (82,358) and Burundi (71,255).³⁶

29. WHO. Ebola Virus Disease Democratic Republic of Congo: External Situation Report 17 Declaration of the end of the outbreak (25 July 2018) [accessed 28 August 2018]. http://apps.who.int/iris/bitstream/handle/10665/273348/SITREP_EVD_DRC_20180725-eng.pdf?ua=1.

30. WHO. Ebola outbreak in DRC ends: WHO calls for international efforts to stop other deadly outbreaks in the country (24 July 2018) [accessed 11 August 2018]. www.who.int/news-room/detail/24-07-2018-ebola-outbreak-in-drc-ends--who-calls-for-international-efforts-to-stop-other-deadly-outbreaks-in-the-country.

31. WHO. Ebola situation reports: Democratic Republic of the Congo (18 September 2018) [accessed 24 September 2018]. <http://www.who.int/ebola/situation-reports/drc-2018/en/>. WHO. Ebola virus disease – Democratic Republic of the Congo (9 August 2018) [accessed 11 August 2018]. <http://www.who.int/csr/don/9-august-2018-ebola-drc/en/>.

32. WHO. Ebola virus disease – Democratic Republic of Congo: Latest numbers as of 26 August 2018 (August 2018) [accessed 28 August 2018]. <http://www.who.int/ebola/situation-reports/drc-2018/en/>. WHO. Ebola virus disease – Democratic Republic of the Congo: Disease outbreak (9 August 2018) [accessed 11 August 2018]. www.reliefweb.int/report/democratic-republic-congo/ebola-virus-disease-democratic-republic-congo-disease-outbreak-10.

33. WHO. Ebola virus disease – Democratic Republic of the Congo: Disease outbreak (9 August 2018) [accessed 11 August 2018]. www.reliefweb.int/report/democratic-republic-congo/ebola-virus-disease-democratic-republic-congo-disease-outbreak-10.

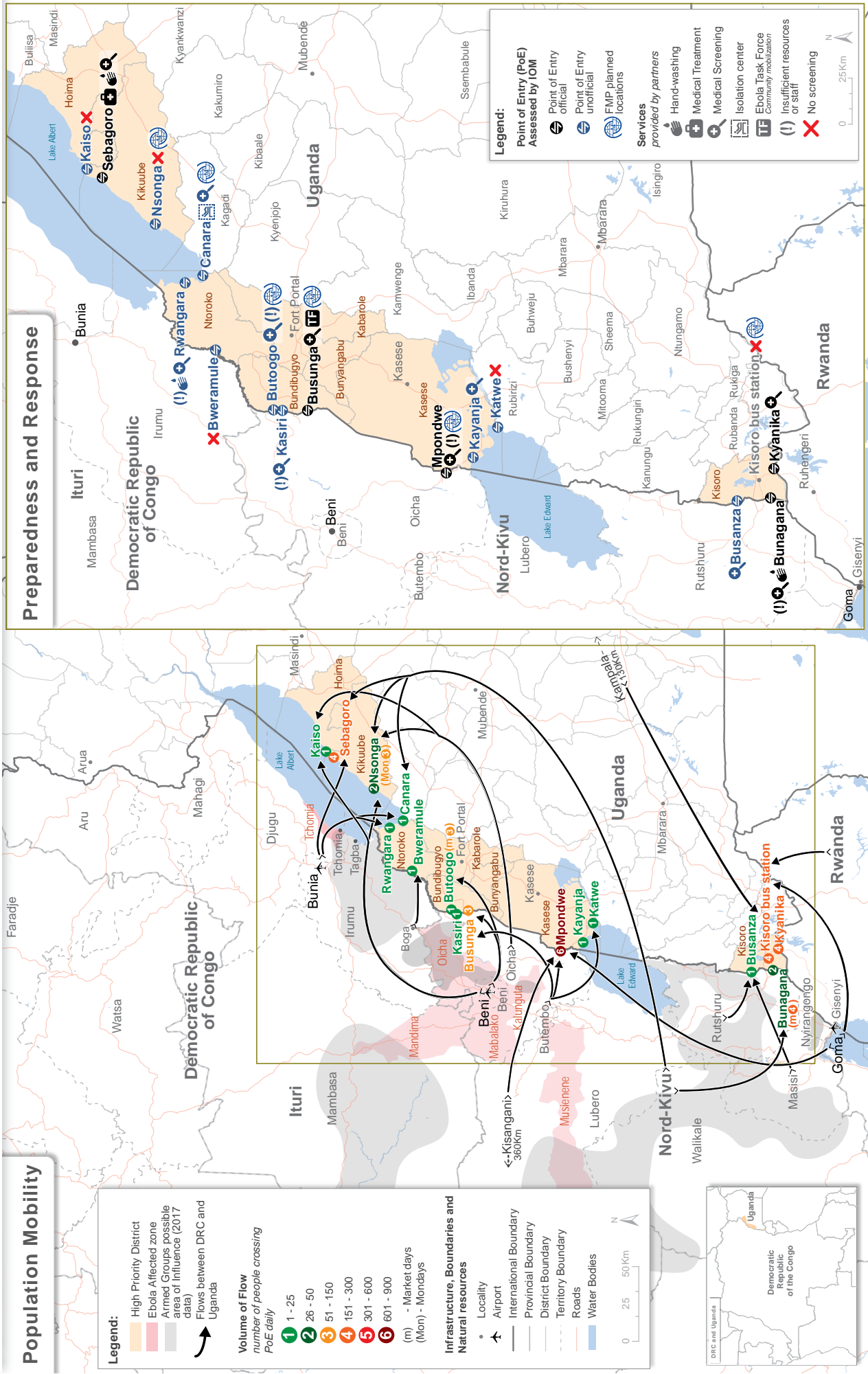
34. UNHCR. The Democratic Republic of the Congo Refugee Response Plan: January – December 2018 (May 2018). At the end of 2017, over 713,000 Congolese refugees were seeking protection in neighbouring countries, including Angola, Burundi, the Central African Republic, Rwanda, the Republic of Congo, South Sudan, Tanzania, Uganda, and Zambia, as well as in countries in Southern Africa and beyond. UNHCR. Operations Portal: Refugees and asylum-seekers from DRC [accessed 10 August 2018]. www.data2.unhcr.org/en/situations/drc. Refugee and asylum-seeker numbers from DRC were estimated to be 781, 697 on 30 June 2018.

35. UNHCR. The Democratic Republic of the Congo Refugee Response Plan: January – December 2018 (May 2018).

36. UNHCR. Operations Portal: Refugees and asylum-seekers from DRC [accessed 10 August 2018]. www.data2.unhcr.org/en/situations/drc.

Ebola Response map: DRC-Uganda Border Population Mobility, Preparedness and Response

Release date: 03 Oct 2018



Source: Data (IOM, WHO, DRC Ministry of Health, Uganda Ministry of Health, Uganda Bureau of Statistics - Geo-Information Services Division)

Disclaimer: This map is for illustration purposes only. Names and boundaries on this map do not imply official endorsement or acceptance by IOM.

For more info: dtrmonair@iom.int

In turn, the number of internally displaced people stands at over 4.5 million, one of the highest in Africa³⁷. IDPs have recounted horrific stories of attacks by armed groups, entire villages being razed, as well as the looting and damaging of shops and farms beyond repair³⁸. The risk of further displacement continues to loom large in 2018, with humanitarian actors projecting that the Congolese refugee and asylum seeker population could rise to 941,000 by the end of the year³⁹.

2.5 Burundi: Answering the call to return home

In July 2017, the Government of Burundi issued a call encouraging Burundian refugees to return home, which was soon echoed by President Magufuli of Tanzania⁴⁰. A tripartite meeting was then held in August 2017 between the Governments of Burundi and Tanzania as well as UNHCR to support the spontaneous refugee returns⁴¹. Just over 13,000 Burundian refugees were recorded to have returned to Burundi from Tanzania between September and December of 2017⁴².

It is expected that the voluntary repatriation of Burundian refugees will continue to pick up pace in 2018. In a follow-up meeting held in March 2018, both governments and UNHCR committed to uphold the principle of the voluntariness of the returns while recognizing that some Burundian refugees would continue to be in need of international protection⁴³. During the meeting, a work plan was produced that details the voluntary repatriation of 72,000 refugees between mid-April and the end of December 2018⁴⁴. However, the plan (which envisages the return of 2,000 refugees per week) has to contend with cases of inadequate capacity at transit centres, staffing shortages, poor road networks in some parts of Burundi and limited funding, which could affect the sustainable reintegration of returnees at the community level⁴⁵.

37. IOM. *Humanitarian Catastrophe Looms in DR Congo as UN Migration Agency Appeals for USD 75 million* (12 December 2017) [accessed 11 August 2018]. www.iom.int/news/humanitarian-catastrophe-looms-dr-congo-un-migration-agency-appeals-usd-75-million.

38. UNHCR. 'UNHCR team hears accounts of barbaric violence in eastern Congo's Ituri region' (13 July 2018) [accessed 11 August 2018] www.unhcr.org/news/briefing/2018/7/5b485e2a4/unhcr-team-hears-accounts-barbaric-violence-eastern-congos-ituri-region.html.

39. UNHCR. *The Democratic Republic of the Congo Refugee Response Plan: January – December 2018* (May 2018).

40. The East African. 'President Nkurunziza ventures out, asks refugees to go home' (22 July 2017) [accessed 12 August 2018]. www.theeastafrican.co.ke/news/Nkurunziza-visits-Tanzania/2558-4027806-4wiprfz/index.html. The Guardian. 'Tanzania president under fire for urging refugees to return to 'stable' Burundi' (29 July 2017) [accessed 12 August 2018]. www.theguardian.com/global-development/2017/jul/29/tanzania-president-under-fire-for-urging-refugees-return-stable-burundi-john-magufuli.

41. IOM. *A Region on the Move: Migration Trends in the East and Horn of Africa, 2017* (April 2018) [accessed 10 August 2018]. www.reliefweb.int/report/south-sudan/region-move-migration-trends-east-horn-africa-2017.

42. UNHCR. *Burundian Refugee Voluntary Repatriation Operation July 2018* (2018) [accessed 22 August 2018]. www.reliefweb.int/sites/reliefweb.int/files/resources/65282.pdf.

43. UNHCR. *Voluntary Repatriation of Burundian Refugees from Tanzania to Burundi* (27 June 2018) [accessed 11 August 2018]. www.reliefweb.int/sites/reliefweb.int/files/resources/UNHCR%20Burundi%20Situation%20-%20Voluntary%20Repatriation%20of%20Burundian%20Refugees%20-%202027JUN18.pdf.

44. UNHCR. *UNHCR Tanzania Inter-Agency Operational Update on the Burundi Situation* (31 March 2018) [accessed 11 August 2018]. www.reliefweb.int/report/united-republic-tanzania/unhcr-tanzania-inter-agency-operational-update-burundi-situation-1-0

45. UNHCR. *Voluntary Repatriation of Burundian Refugees from Tanzania to Burundi* (27 June 2018) [accessed 11 August 2018]. www.reliefweb.int/sites/reliefweb.int/files/resources/UNHCR%20Burundi%20Situation%20-%20Voluntary%20Repatriation%20of%20Burundian%20Refugees%20-%202027JUN18.pdf.

In the first seven months of 2018, 27,184 Burundian refugee returns from Tanzania were recorded, which brought the total number of returns to 45,180 since the process began in September 2017. Among the total returns between September 2017 and July 2018, 51 per cent were females (49% males), 57.1 per cent were children and 10.9 per cent were people with special needs.⁴⁶ The highest number of returns have been to the Makamba, Muyinga and Ruyigi provinces, which border the United Republic of Tanzania.⁴⁷ According to FEWS NET, the one-time, three-month ration of food assistance provided by UNHCR to returnees covers immediate food needs, but most returnees are expected to rely on relatives to support them until they can plant and harvest during the next season.⁴⁸

As of June 2018, it is estimated that 21,000 Burundian refugees in Tanzania have been registered, verified and are awaiting voluntary repatriation to Burundi;⁴⁹ however, it is generally recognized that political instability and insecurity could affect the return process.⁵⁰ As of July 2018, there are 390,178 Burundian refugees hosted in neighbouring countries, 60 per cent of whom live in Tanzania.⁵¹

On the political front, the situation in Burundi can be described as unpredictable. In May 2018, official results from a referendum overwhelmingly paved the way for constitutional reforms that could allow President Nkurunziza to remain in power until 2034.⁵² However, in a surprise move shortly after the constitutional law was signed, President Nkurunziza announced that he would step down in 2020.⁵³

46. UNHCR. Burundian Refugee Voluntary Repatriation Operation July 2018 (2018) [accessed 22 August 2018]. www.reliefweb.int/sites/reliefweb.int/files/resources/65282.pdf. Returns between January to March 2018 were 8,347, while returns from April to July 2018 were 18,837.

47. UNHCR. Burundian Refugee Voluntary Repatriation Operation July 2018 (2018) [accessed 22 August 2018]. www.reliefweb.int/sites/reliefweb.int/files/resources/65282.pdf.

48. FEWS NET Burundi. Burundi Remote Monitoring Update: Food availability and access improving with Season B harvests, except in flood-affected areas (June 2018) [accessed 22 August 2018]. www.reliefweb.int/sites/reliefweb.int/files/resources/BURUNDI_Remote_Monitoring_Report_June_2018_Final.pdf.

49. UNHCR. Voluntary Repatriation of Burundian Refugees from Tanzania to Burundi (27 June 2018) [accessed 11 August 2018]. www.reliefweb.int/sites/reliefweb.int/files/resources/UNHCR%20Burundi%20Situation%20-%20Voluntary%20Repatriation%20of%20Burundian%20Refugees%20-%202018%20JUN18.pdf.

50. FEWS NET Burundi. Burundi Remote Monitoring Update: Food availability and access improving with Season B harvests, except in flood-affected areas (June 2018) [accessed 22 August 2018]. www.reliefweb.int/sites/reliefweb.int/files/resources/BURUNDI_Remote_Monitoring_Report_June_2018_Final.pdf.

51. UNHCR. Operational Portal Refugee Situations: Burundi Situation (31 July 2018) [accessed 22 August 2018]. www.data2.unhcr.org/en/situations/burundi.

52. BBC. Burundi country profile (21 May 2018) [accessed 11 August 2018].

53. The East African. 'Burundi's Nkurunziza promises to step down in 2020' (7 June 2018) [accessed 12 August 2018]. www.theeastafrican.co.ke/news/ea/Burundi-president-promises-to-step-down-in-2020-4552908-4600324-qvrx4kz/index.html.



2.6 Somalia: Between protracted and new displacement

Somalia continues to be affected by a humanitarian crisis triggered by natural and human-made factors. While famine caused by prolonged drought was averted in 2017, the country witnessed new displacement caused by heavy rains and resulting floods during the 2018 Gu rainy season between March and June. Floods in southern and central Somalia affected an estimated 830,000 persons, of which nearly 300,000 were temporarily displaced.⁵⁴

The damages caused by floods severely impacted local livelihoods, mainly linked to agricultural production, and resulted in the loss of crops and subsequent flight to urban centres, including Afmadow Town, Kismayo and Baidoa. This new displacement puts further pressure on areas and populations recovering from droughts, including Baidoa town, which currently hosts one of the highest caseloads of persons displaced by the drought (over 200,000).

As of May 2018, IDP numbers stood at an estimated 2.6 million, as per information compiled by the Protection Return and Monitoring Network (PRMN) and IOM's Displacement Tracking Matrix (DTM).⁵⁵ The great majority of IDPs currently residing in Somalia have been displaced by conflict or climate-related events (including droughts and floods).

An additional issue affecting IDPs in Somalia is eviction. In 2017, 200,279 IDPs were evicted; this number was already surpassed this year with 204,951 individuals evicted between January and July 2018.⁵⁶ The increase in evictions adds to the protection concerns faced by IDPs, and is mainly linked to land tenure issues, urbanization, renewed value of land in urban centres and related governmental interventions. Evictions and continued displacement, with an average of 500 new arrivals each week, is putting extra pressure on existing service provision and infrastructure in protracted IDP sites.

Access to health and WASH services remain a major concern for persons displaced within Somalia. Approximately 5,582 acute watery diarrhea (AWD)/cholera cases, including 40 deaths, have been reported in 2018,⁵⁷ while malnutrition levels continue to rise steadily with rates among children and IDP sites surpassing the Emergency threshold of 15 per cent Global Acute Malnutrition (GAM) and 2 per cent Severe Acute Malnutrition (SAM).⁵⁸

In addition to internal displacement, many Somali nationals found refuge in neighbouring countries. An estimated 1,091,270 refugees from Somalia reside in neighbouring countries as of 30 June 2018, mainly in Kenya, Ethiopia, Yemen, Uganda, Djibouti and Eritrea.

54. UN OCHA. *Somalia Humanitarian Bulletin 2 June – 5 July 2018 (2018)* [accessed 22 August 2018]. www.reliefweb.int/sites/reliefweb.int/files/resources/June%20Bulletin%20Final%20publish_original.pdf

55. This figure is based on consultations between the PRMN and DTM specialists, and has been endorsed by the Humanitarian Country Team (HCT) and by the Government of Somalia. *Humanitarian Response Plan – Revised, July to December 2018*, <https://reliefweb.int/sites/reliefweb.int/files/resources/Somalia%20Revised%20HRP%20July%202018-FINAL.pdf>

56. *Somalia: Humanitarian Snapshot (as of 6 August 2018)*, available at: <https://reliefweb.int/sites/reliefweb.int/files/resources/Somalia%20Humanitarian%20Snapshot%20-%20August%202018.pdf>

57. *Epidemiological Week 26 (Week ending 1 July 2018)*, available at: https://reliefweb.int/sites/reliefweb.int/files/resources/week_26_ewarn_bulletin.pdf

58. UN. OCHA. *Somalia Humanitarian Needs Overview 2018 (2017)* [accessed 22 August 2018]. https://reliefweb.int/sites/reliefweb.int/files/resources/20172911_somalia_humanitarian_needs_overview_2018.pdf

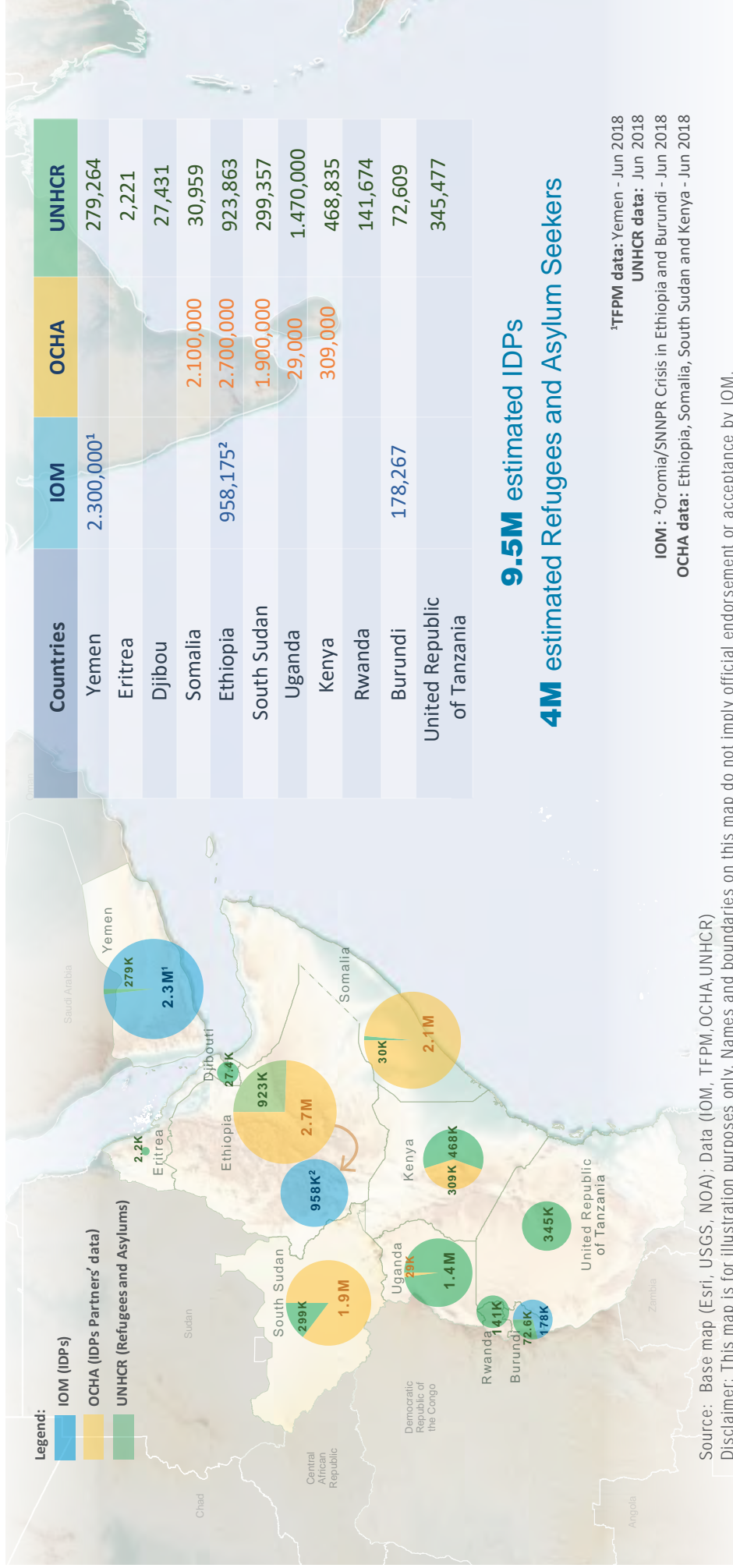
While more than 1 million Somalis still reside in neighbouring countries as refugees, a relatively small population has returned home. Between 2014 and 2018, over 80,000 Somali refugees returned to Somalia from Kenya. However, the rate of return slowed significantly in the first half of 2018; 5,473 individuals have returned from Kenya between January and June of this year, compared to 28,793 individuals in the same six-month period in 2017.⁵⁹



The conflict in South Sudan since 15 December 2013 has arguably produced yet another type of IDP settlement to add to the humanitarian lexicon: Protection of Civilians (PoC) sites. These settlements have hosted more than 100,000 IDPs for several months, and look set to continue for the foreseeable future. Photo: Ashley McLaughlin

59. UNHCR, *Somalia, Somali returnees from Kenya at 30 June 2018*, available at: <https://data2.unhcr.org/en/documents/download/64916>

2.7 Internally Displaced Persons (IDPs), Refugees and Asylum Seekers





Displaced community members receive aid from IOM donated by UKAID. Photo: Olivia Headon, Ethiopia





3. Regional Mixed Migration Trends

3.1 OVERVIEW

Mixed flows continue to be a prominent feature on the Horn of Africa's migration landscape. Between January and June 2018, over 390,000 migrant observations⁶⁰ were recorded in Djibouti, Ethiopia, and Somalia.⁶¹ The majority of observations were people migrating from the Horn of Africa within the Horn of Africa (51%), followed by instances of migration to the Gulf Cooperation Council (GCC) countries on the eastern route (35%), with the movements along the southern route and northern route accounting for 8 per cent and 5 per cent respectively.

Turning east, IOM recorded over 50,000 arrivals to Yemen in the first half of 2018. The country is experiencing what the UN has described as the world's "worst humanitarian crisis,"⁶² yet it represents, for some migrants, a gateway to better opportunities. This situation contradicts earlier held expectations that the conflict (and deteriorating conditions) would lead to fewer arrivals. In doing so, the continued in-migration from the Horn of Africa has underscored the region's complex migration dynamics.⁶³

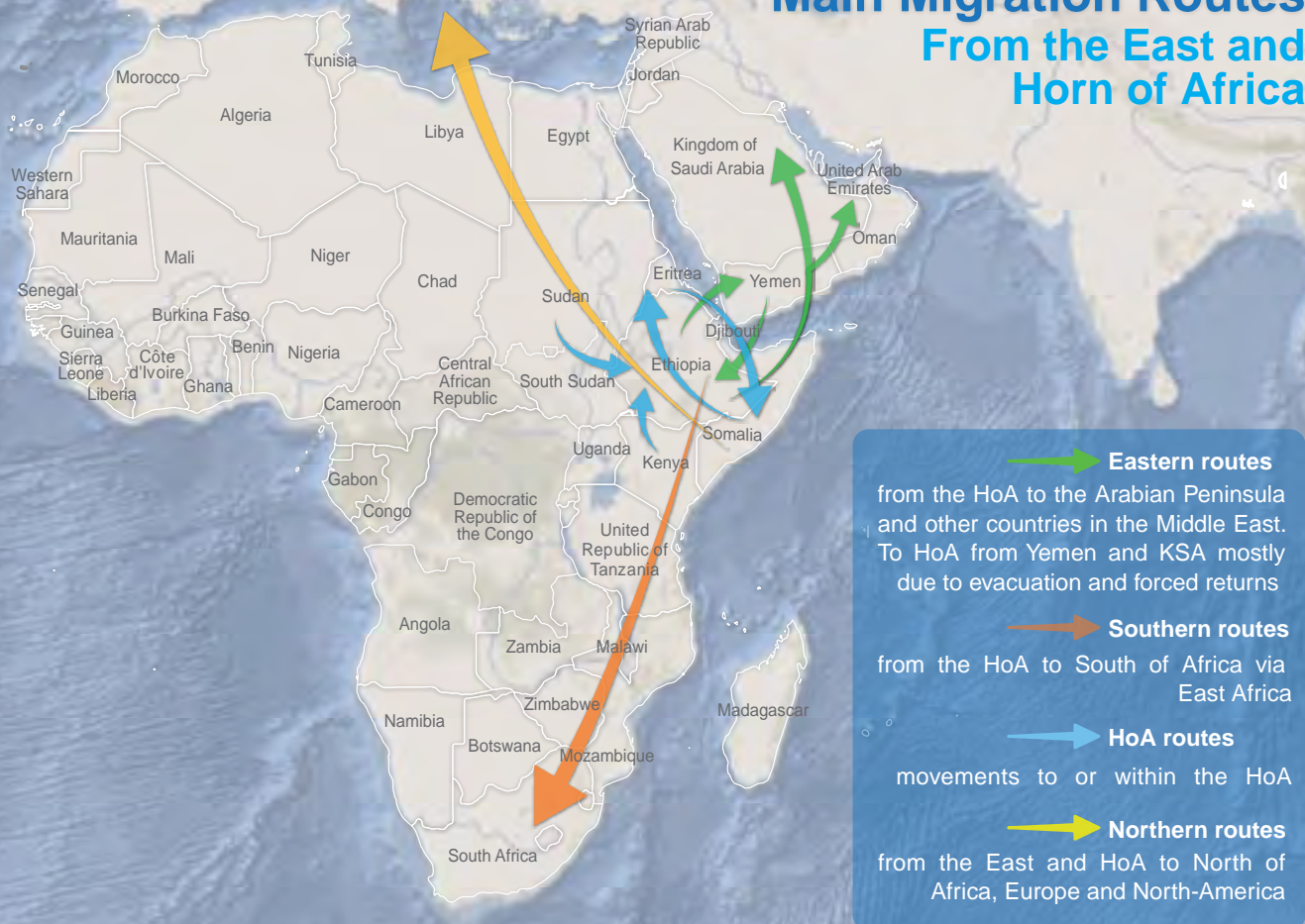
60. One migrant can be 'observed' multiple times through the same or different Flow Monitoring Points.

61. IOM. Flow monitoring registry data, January – June 2018.

62. UN. Yemen (2018) [accessed 14 August 2018]. 'Yemen is the world's worst humanitarian crisis. As the conflict enters its fourth year, more than 22 million people – three-quarters of the population – need humanitarian aid and protection.' Secretary-General António Guterres in remarks during a donor conference in Geneva on 3 April 2018. www.news.un.org/en/focus/yemen.

63. Research & Evidence Facility EU Trust Fund for Africa. Migration between the Horn of Africa and Yemen: A Study of Puntland, Djibouti and Yemen (2017). African Arguments. 'Why are migrants from the Horn flocking to war-torn Yemen?' 9 August 2018 (2018) [accessed 24 August 2018]. www.africanarguments.org/2018/08/09/why-are-migrants-from-the-horn-flocking-to-war-torn-yemen/.

Main Migration Routes From the East and Horn of Africa



Source: Base map (Esri, USGS, NOAA); Data (DTM- Flow Monitoring Registry). Disclaimer: This map is for illustration purposes only. Names and boundaries on this map do not imply official endorsement or acceptance by IOM

Looking north, Horn of Africa arrivals to Italy continued on a downward trajectory. Just over 2,800 Eritreans, Ethiopians and Somalis arrived in the first six months of 2018.⁶⁴ This was a 60 per cent reduction from the numbers recorded in the same six-month period in 2017. The proportion of Horn of Africa migrants as a percentage of the total arrivals more than doubled in this period as migrant groups from other regions decreased at a faster pace. Eritreans, Ethiopians and Somalis comprised, on average, 17 per cent of the total arrivals between January and June 2018. In contrast, this group made up 8.6 per cent of the total arrivals in June 2017. This steep upward trend can be attributed to a decrease in arrivals of other nationalities, in particular Nigerians and West Africans, rather than a surge in absolute arrivals from East Africa. Between January and June 2018, Eritreans were the second highest declared nationality disembarking in Italy (2,555), making up 15 per cent of the total arrivals after Tunisians (3,002).⁶⁵

In contrast, data on irregular migration from the Horn of Africa to Southern Africa is comparatively limited. The last known attempt to quantify the route's volume is based on 2015 data, which estimates that between 14,750 and 16,850 Ethiopians and Somalis use it per year.⁶⁶ Nevertheless, recent IOM detention monitoring data gathered during detention centre visits in Tanzania, allows us to piece together a more up-to-date view, which indicates that the route continues to be popular, particularly among young Ethiopian males.

64. Italian Ministry of Interior, declared nationalities as registered at disembarkation points. (2018).

65. Italian Ministry of Interior, declared nationalities as registered at disembarkation points. (2018).

66. MMC. Briefing Paper No. 3: Smuggled South (2017) [accessed 20 August 2018]. www.reliefweb.int/sites/reliefweb.int/files/resources/Smuggled_South.pdf.

3.2 THE EASTERN ROUTE TO YEMEN AND GULF COOPERATION COUNCIL (GCC) COUNTRIES

3.2.1 Mixed flows in Djibouti, Ethiopia, and Somalia

Between January and June 2018, over 390,000 migrant observations (an average of 65,000 per month) were recorded by IOM's flow monitoring registry data, which covers Djibouti, Ethiopia, and Somalia. The majority of observations were people migrating from the Horn of Africa within the Horn of Africa (51%), followed by instances of migration to the Gulf Cooperation Council (GCC) countries on the Eastern Route (35%), with the movements along the Southern Route and Northern Route accounting for 8 per cent and 5 per cent, respectively. The most commonly reported intended final destinations were Saudi Arabia (31% of observations) and Somalia (30% of observations). Almost the totality of migrants observed along the Eastern Route were of Ethiopian nationality (98% or 135,290 individuals), while both Ethiopian (35% or 69,074 individuals) and Somalis (34% or 68,008 individuals) commonly migrated within the Horn of Africa.

As shown in Figure 1 below, while 87 per cent of migrants on the eastern route were migrating for economic reasons, flow types within the Horn of Africa were more diverse, with labour migration accounting for only 21 per cent of observations. Instead, seasonal migration was the most common type of migration (22%) and short-term, local movement (20%), movement due to natural disaster (15%) and movement due to conflict (11%) were also frequently reported. Almost twice as many male adults (48% of observations) were on the move as female adults (27% of observations), while children made up 25 per cent of recorded migrants (12% female and 13% male). The largest number of unaccompanied children was recorded on the Eastern Route (4,019), while close to 49,000 vulnerable migrants were recorded on the move within the Horn of Africa (the largest groups being 16,899 children under five, 12,204 pregnant or lactating women and 12,004 elderly). While migrants moving within the Horn of Africa predominantly used trucks or buses as their main mode of transportation, means of transportation along the eastern route were more varied with migrants traveling on foot, in a vehicle and by boat featuring more frequently than trucks or buses.

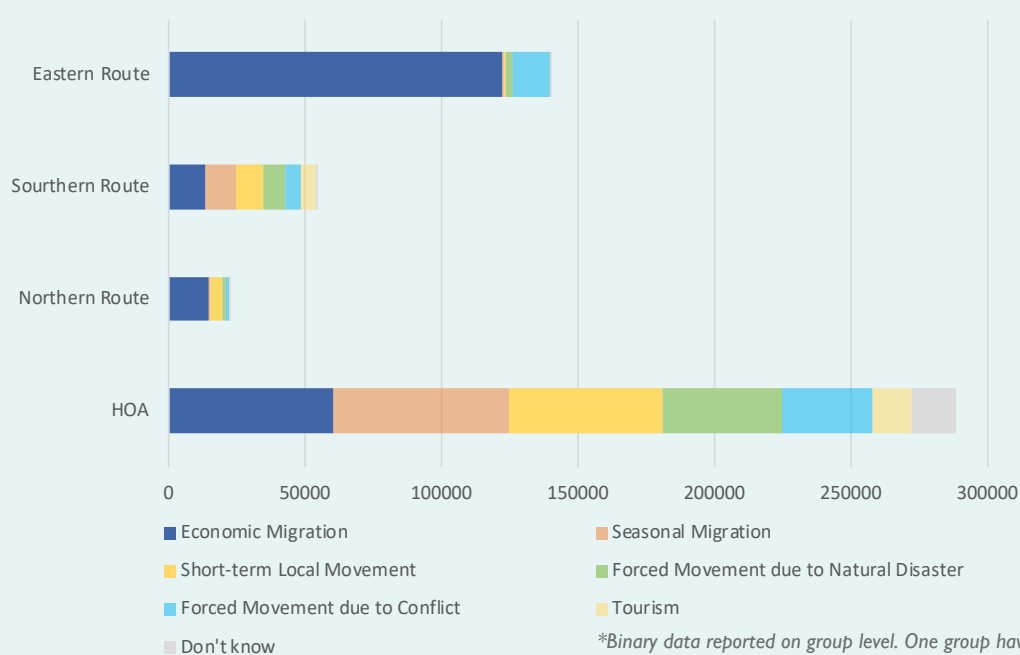


Figure 1: Migration Routes by Intended Final Destination Categorized by Types of Migration flow (DTM, January to June 2018)*

*Binary data reported on group level. One group have one, two or three types. N=506,275)

Deeper insight into the drivers of migration as well as the profile, vulnerabilities, and plans of migrants can be gleaned from a flow monitoring survey that IOM conducted in Ethiopia and Somalia between January and June 2018, in which 6,457 respondents participated. Of these respondents, 51 per cent were female and 49 per cent were male; 96 per cent were between the ages of 18 and 59. In line with the above findings, of the respondents tracked at Flow Monitoring Points (FMPs) in Ethiopia, 64 per cent reported migrating for economic reasons, followed by migration for family reunification (18%). Conversely, of the migrants tracked at FMPs in Somalia, 48 per cent reported that natural disaster was their main motivation to migrate, followed by access to services (15%) and economic reasons (15%). Of the 2,271 migrants travelling for economic reasons, 70 per cent reported that they chose their intended country of destination because they perceived it to have better job opportunities. Of the assessed migrants, 66 per cent used savings to pay for their journey, followed by assistance from family/friends in country or abroad (31%). Three-quarters (75%) of respondents reported leaving their place of departure less than two weeks prior to being interviewed. In Ethiopia, 32.5 per cent of migrants were travelling alone, while a lower percentage of migrants were travelling alone in Somalia (21%).

In terms of their profile, close to half of all respondents (47%) in Ethiopia and Somalia reported having no education, and women and girls (31%) were more likely than men and boys (16%) to have no educational background. Over one-third of the respondents (38%) in Somalia and Ethiopia were employed in some way before migrating, while 52 per cent were reportedly unemployed. More females were unemployed as compared to males. Proportionately, more females were employed in unskilled manual labour, and more males were employed in skilled manual labour. Males tended to have professional jobs more often than females.

Looking at hardships faced during the journey, 33 per cent of Ethiopian migrants reported that they experienced a lack of shelter for sleeping, 18% reported suffering from hunger and/or thirst, followed by sickness (18%). Of the assessed Somali migrants, 35 per cent reported facing hunger and thirst, followed by sickness (29%), and a lack of shelter for sleeping (15%).⁶⁷

With regards to the respondents' migration histories, significant differences can be drawn between the two groups. While only 16 per cent of the Ethiopian migrants reported that they have been displaced or attempted to migrate before, 54 per cent of the Somali respondents indicated that they had migrated or been displaced previously (Figure 2 below).

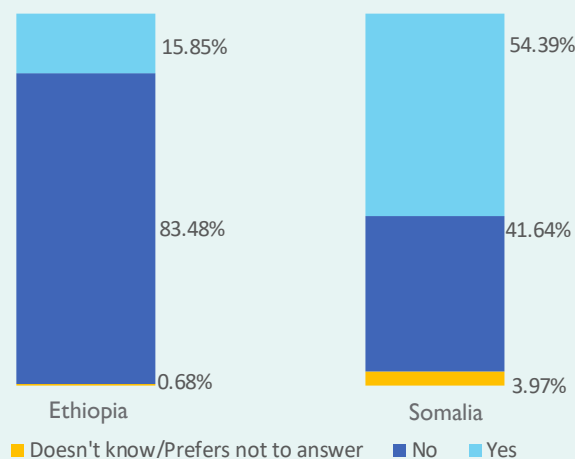


Figure 2: Nationality and Migration History (DTM, FMS January to June 2018).

67. It should be stressed that only 4 per cent of the Ethiopian migrants interviewed reported some form of hardship during the journey, compared to 53 per cent of the Somali sample. Therefore these findings should be considered as indicative of broader trends, as field coverage and size of the sample are being expanded.

Differences in mobility patterns across the region were further identifiable in the reported intentions of migrants regarding return to their home countries (Figure 3 below). Among assessed Somalis, the most popular answer to the question: "Do you want to return home?" was: "No, I can't go home" (41%). In Ethiopia, the most popular answers were: "Yes, as soon as conditions permit" (34%) and "Yes, no matter what the situation is" (24%). This indicates a substantial difference in the migrants' perceptions about the consequences of their decision to migrate. Not only did Somali migrants record higher instances of mobility, largely driven by natural disaster, but they also reported more frequently that they were unable to return home. Conversely, the Ethiopian respondents interviewed have been exposed to fewer migration dynamics, largely decided to move for economic reasons, and were, on average, more willing and able to return home in future.

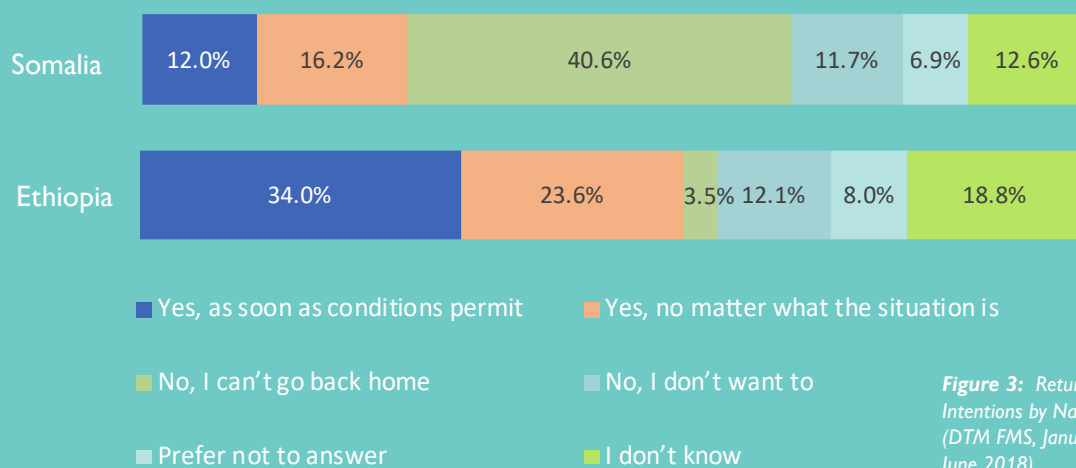


Figure 3: Return Intentions by Nationality (DTM FMS, January to June 2018)



3.3 IOM MIGRATION RESPONSE CENTRES

Migration Response Centres (MRCs) are situated along key migration routes, where they fill critical gaps by providing direct assistance, including food and temporary shelter, information and service referrals to migrants on the move. Working collaboratively, MRCs bring together key partners to facilitate the identification of migrants in vulnerable situations, and ensure that they receive appropriate, immediate and longer-term support. Five MRCs are currently operational in the Horn of Africa: Hargeisa (in Somaliland) and Bosasso (Puntland) since 2009, Obock (Djibouti) since 2011 and Semera and Metema (Ethiopia) since 2014. IOM is working closely with local authorities to open two further MRCs in the coming months. The services provided by each MRC vary based on location and needs.

Data collected by MRCs operated by national governments, IOM and other partners in the Horn of Africa provides some insight into the profiles of migrants using the eastern route.

Of the 6,691 migrants registered from January to July 2018, 84 per cent were male and 16 per cent were female. The majority of registries were aged 18 to 29 (75% or 5,013 individuals), with children representing another 14 per cent (925 individuals). A vast majority of contacts were of Ethiopian origin, largely heading to the Kingdom of Saudi Arabia.

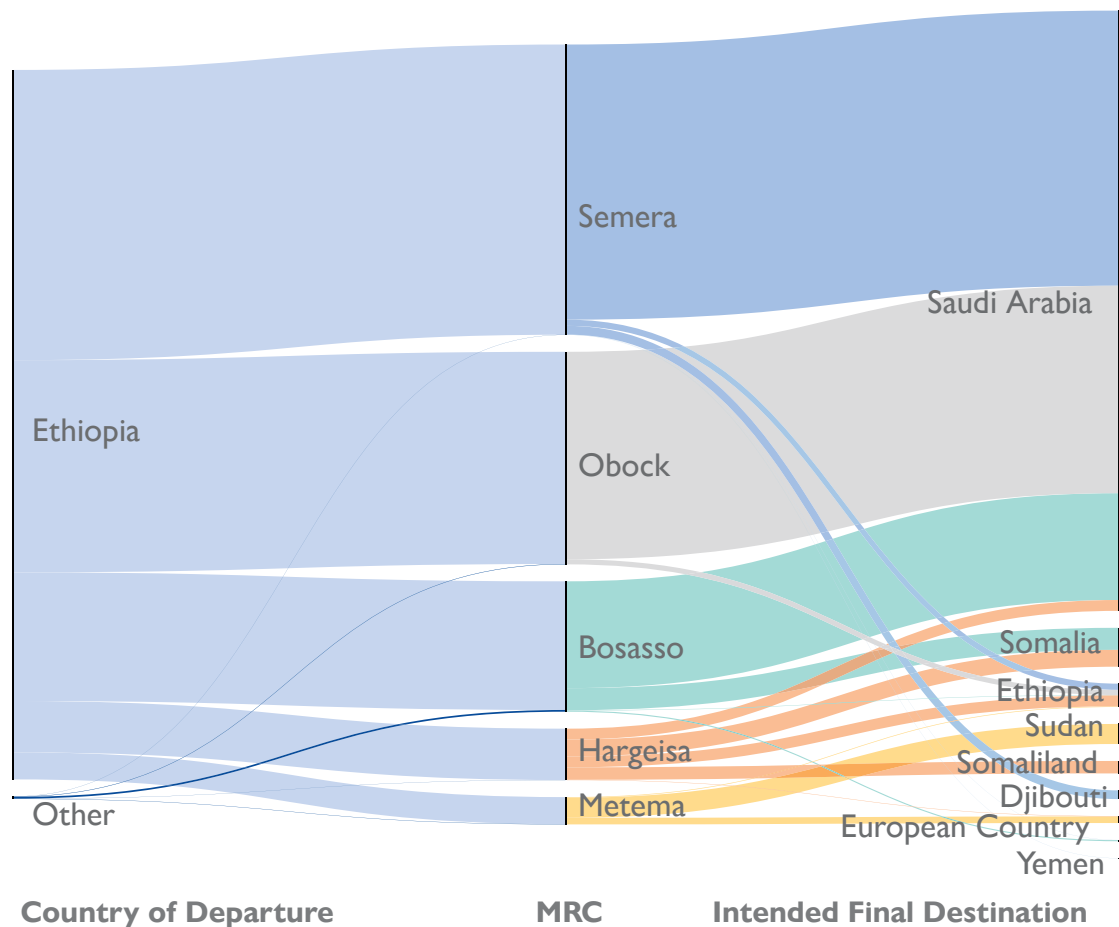


Figure 4: Migrants' Country of Departure, MRC, and Intended Final Destination.

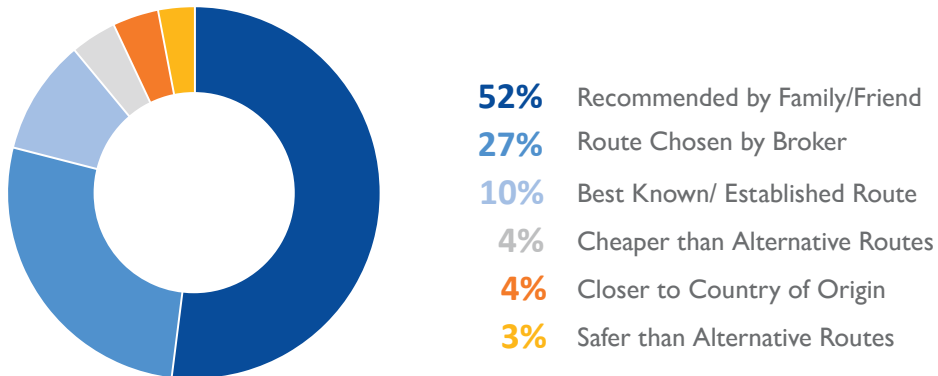


Figure 5: Choice of Route (January - July 2018)

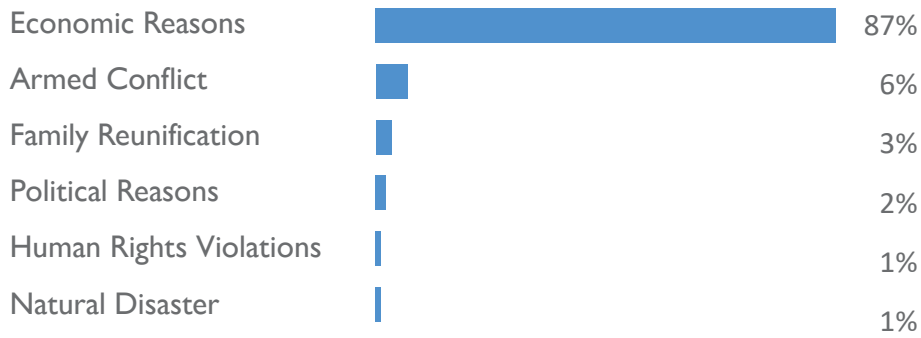


Figure 6: Most Commonly Reported Reasons for Migration (January - July 2018)

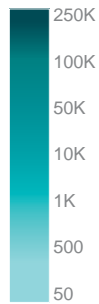


DTM Flow Monitoring Registry (FMR)

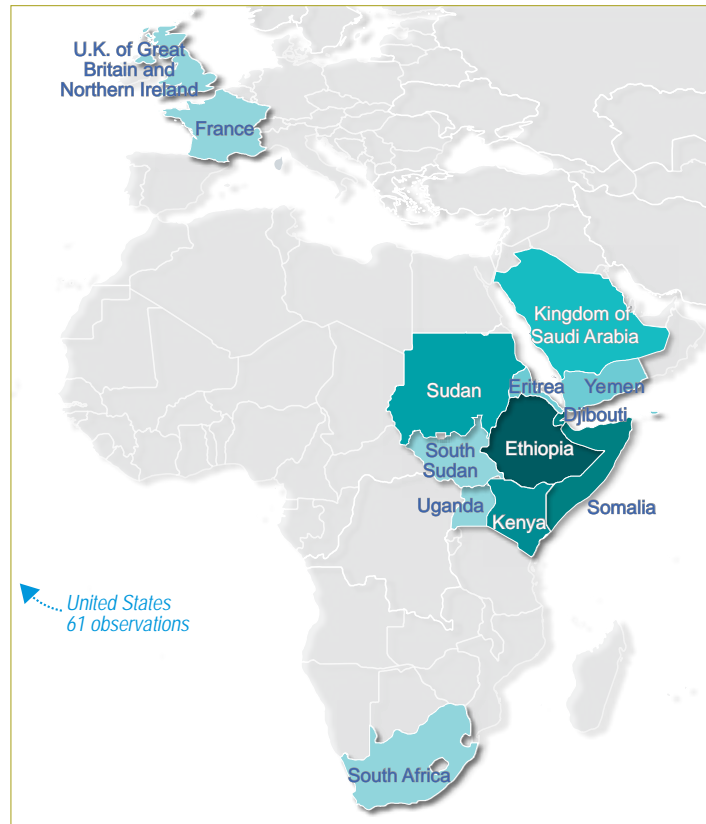
January to June 2018

443K observations

Legend:
Number of registered observations per country of departure and country of destination

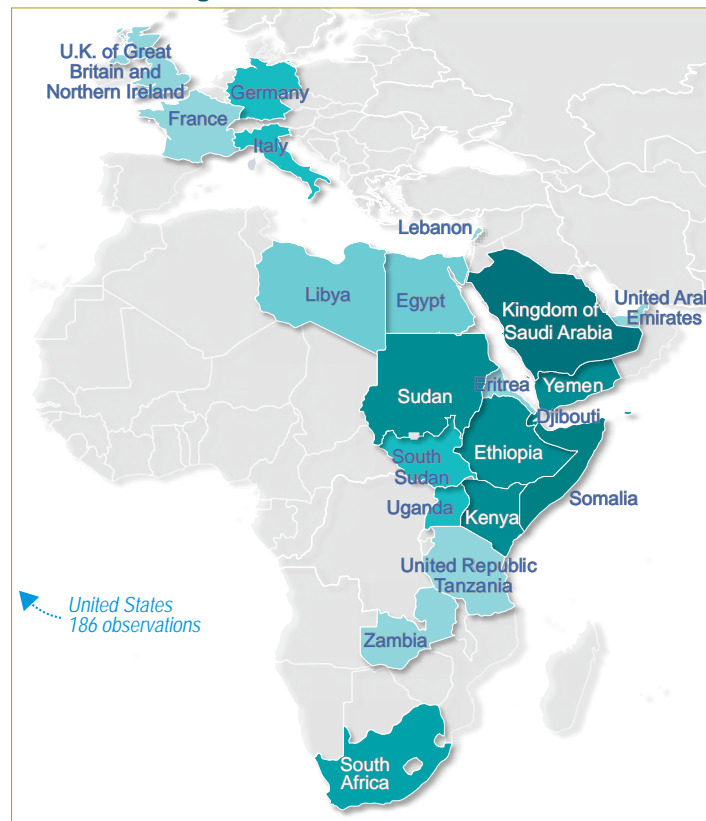


Countries of High Emigration



Ethiopia	243K
Somalia	112.5K
Djibouti	33K
Kenya	27K
Sudan	17K
Yemen	9.5K
Eritrea	238
Kingdom of Saudi Arabia	210
South Sudan	140
Uganda	112
France	111
South Africa	68
United Kingdom	61
Others	438
Unknown	57

Countries of High Destination



Kingdom of Saudi Arabia	169K
Somalia	120K
Ethiopia	58K
Kenya	28K
Djibouti	21K
Yemen	20K
Sudan	19K
South Africa	2K
Uganda	1K
Germany	900
Italy	620
South Sudan	605
Libya	256
Egypt	246
United Kingdom	194
United Arab Emirates	158
France	158
Zambia	137
Lebanon	78
United Republic of Tanzania	60
Eritrea	57
Others	671
Unknown	659

Source: DTM Flow Monitoring Registry (FMR) Data. Disclaimer: This map is for illustration purposes only. Names and boundaries on this map do not imply official endorsement or acceptance by IOM.

3.5 Arrivals to Yemen, January to June 2018

Between January and June 2018, 50,339 arrivals to Yemen were recorded from the Horn of Africa by IOM's flow monitoring registry data. The arrivals were observed through six flow monitoring points that track arriving migrants along the coast of Yemen.⁶⁸

Among arrivals, 88 per cent were Ethiopian (44,247) and 12 per cent (6,092) were Somalis, which is consistent with the nationality breakdown that has been observed in previous years. There was also a spike in arrivals during the holy month of Ramadan (in June), which aligns with past peaks during religious periods.⁶⁹

On the departure side, there were reports of an influx and build-up of migrants heading to Yemen in Bossaso during the first half of 2018. The number of arrivals⁷⁰ to Puntland heading to Yemen rose steadily from less than 2,500 in January and February, to 4,200 in March, and to 5,900 in April. In May, the arrivals peaked at an estimated 9,700 before falling to a relatively high figure of 6,000 in June 2018. Observers on the ground have identified interacting factors that could explain the unusually high numbers in Bossaso. One explanation is that more migrants set out on the journey in the belief that crossing from Yemen to the Kingdom of Saudi Arabia (KSA) is easier during Ramadan (in June) because of the perception of reduced border security. In turn, rough seas, following earlier cyclone weather, prevented migrants from making the Gulf of Aden crossing⁷¹. Recent field reports indicate that Puntland authorities may be willing to endorse a stricter policy to manage flows, which will also include the registration of irregular migrants and issuance of temporary permit for those willing to remain legally. As much as the exact scope and implementation of these measures are yet to be fully understood, such a change in policy may hold unforeseen consequences for the protection and movements of the migrant populations.

3.6 Arrivals to Yemen in previous years

Arrivals to Yemen in the first few months of 2018 were significantly higher than the numbers recorded over a similar period in 2017 (Figure 8 below). The Mixed Migration Centre (MMC, formerly known as RMMS) attributes the lower numbers recorded in 2017 to a variety of factors, key among them being a reduction in migrant monitoring missions along the coast because of the ongoing conflict.⁷² Indeed, MMC data is not available for arrivals in June 2017, presumably because monitoring activities were suspended.⁷³

68. The number of arrivals should be considered indicative of larger and more complex trends since monitoring activities are limited by the ongoing conflict and other operational constraints.

69. Research & Evidence Facility EU Trust Fund for Africa. *Migration between the Horn of Africa and Yemen: A Study of Puntland, Djibouti and Yemen* (2017).

70. The arrival estimates indicated in this section were provided by the MRC Bossaso management and refer to Ethiopian migrants arriving on foot and by trucks.

71. <https://reliefweb.int/disaster/tc-2018-000059-som>

72. MMC. *Regional Mixed Migration in East Africa and Yemen in 2017: 1st Quarter trend summary and analysis* (2017) [accessed 15 August 2018]. www.regionalmms.org/trends/RMMS%20Mixed%20Migration%20Trends%20Q1%202017.pdf

73. MMC. *Regional Mixed Migration in East Africa and Yemen in 2017: 1st Quarter trend summary and analysis* (2017) [accessed 15 August 2018]. www.regionalmms.org/trends/RMMS%20Mixed%20Migration%20Trends%20Q1%202017.pdf

In contrast, the number of arrivals recorded in the first half of 2018 represents a roughly 22 per cent decrease from the number documented in the first half of 2016. This is a notable year because a record-breaking 117,107 arrivals were documented, which is the highest number since records became available in 2006.⁷⁴

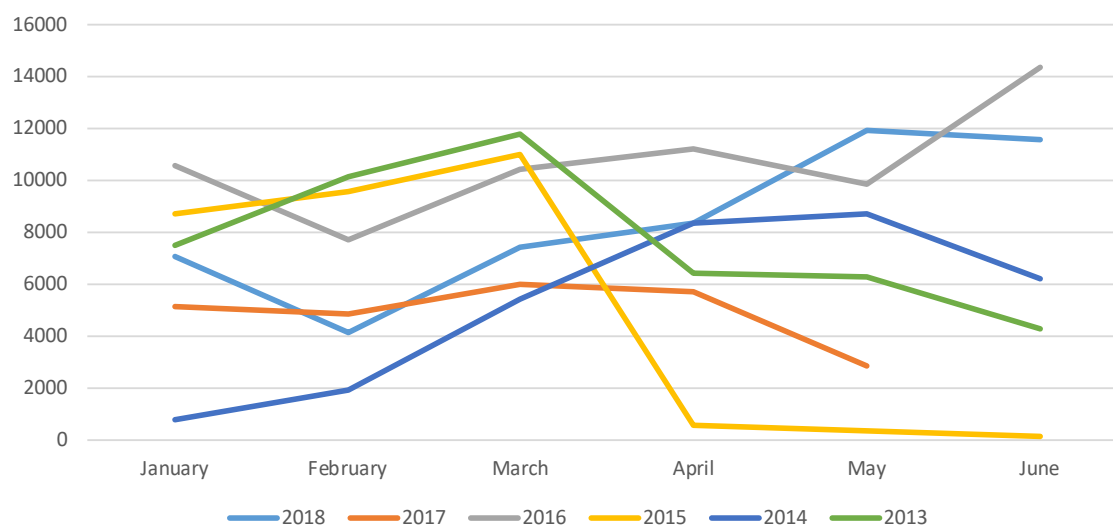


Figure 8: Arrivals to Yemen from the Horn of Africa, 2013 – 2018 (January – June)⁷⁵.

3.7 Voluntary humanitarian and assisted spontaneous returns from Yemen

Migrants and asylum seekers in Yemen are extremely vulnerable in many ways. They often face destitution, starvation, dehydration, and the risk of abuse by smugglers and other criminal actors. UNHCR has documented cases in which they have been detained under horrific conditions. There are also reports of their forcible deportation through boat push-backs across the Gulf of Aden. In some cases, migrants and asylum seekers in these situations have drowned or have been abducted and ransomed by smugglers.⁷⁶ Moreover, IOM officials have observed that some migrants become targets in the conflict and seldom reach their intended destinations, which are often the GCC countries.⁷⁷

It is against this backdrop that IOM's Voluntary Humanitarian Return programme and the Assisted Spontaneous Return programme (implemented in coordination with UNHCR) have proved to be important lifelines, which offer migrants including refugees who wish to return home a safe route out.

74. MMC. *Monthly Summary – December 2016 (2017)* [accessed 16 August 2018]. www.regionalmms.org/monthlysummary/RMMS%20Mixed%20Migration%20Monthly%20Summary%20December%202016.pdf.

75. MCC *Monthly Summaries (2013 – 2017)*; and IOM *FMR data (2018)*. MCC data for 2017 cover arrivals from January to May. The other years aggregate arrivals from January to June. As noted by the MCC, the conflict in Yemen has impacted monitoring missions from as far back as April 2015, in some cases leading to their suspension. As result, the number of arrivals to Yemen over the last few years could be much higher than the data is able to suggest.

76. UNHCR. 'UNHCR alarmed at horrific conditions facing newly-arrived refugees and migrants in Yemen' (17 April 2018) [accessed 17 August 2018]. www.unhcr.org/news/briefing/2018/4/5ad5c1c24/unhcr-alarmed-horrific-conditions-facing-newly-arrived-refugees-migrants.html.

77. IOM. 'Stranded Migrants, Refugees Return Home from War-torn Yemen: IOM' (15 March 2018) [accessed 15 August 2018]. www.iom.int/news/stranded-migrants-refugees-return-home-war-torn-yemen-iom.



3.8 Voluntary humanitarian and assisted spontaneous returns to the Horn of Africa

Between January and June 2018, IOM supported the voluntary humanitarian return of 430 individuals from Yemen to Djibouti through five movements. Four took place from Hodeidah, a port city on the Red Sea, while one other departed from Aden, a city which lies in the south of Yemen on the Gulf of Aden. The majority of returns were Ethiopians, of which 70 per cent were male, 30 per cent were female, and 27 per cent were children.

Also in the same period, IOM, in coordination with UNHCR, assisted in the spontaneous return of 1,205 Somali refugees from Yemen to a reception centre in Berbera, Somalia. Among the spontaneous returnees, 54 per cent were male and 46 per cent were female, while 47 per cent were children. IOM and UNHCR provided 40 per cent of the spontaneous returnees with medical treatment and/or referrals (225 males and 257 females).

The vast majority of refugees and other migrants have self-managed their returns without the support of UN organizations and other partners. As of July 2018, over 170,000 arrivals from Yemen to neighbouring countries have been recorded.⁷⁸

3.9 Deteriorating conditions in Yemen

Conditions in Yemen have progressively deteriorated since the start of the conflict in 2015. As of June 2018, there are over 2 million IDPs, 89 per cent of whom have been displaced for more than one year.⁷⁹ Yemen also hosts a sizeable refugee population, with over 270,000 refugees and asylum-seekers, the majority of whom are from Ethiopia and Somalia.⁸⁰ According to the UN, 22 million people, 75 per cent of the population, require some form of humanitarian assistance and protection. Moreover, 8.4 million Yemenis are suffering from acute hunger and 7 million are malnourished.⁸¹

78. Neighbouring countries include: Djibouti, Ethiopia, the Kingdom of Saudi Arabia, Oman, Somalia, and Sudan. UNHCR. Yemen Regional Refugee and Migrant Response Plan Operational Portal. <https://data2.unhcr.org/en/situations/yemen>.

79. IOM. DTM Yemen Round – 32 June 2018 (2018) [accessed 15 August 2018]. www.globaldtm.info/yemen/. UNHCR. Yemen Fact Sheet June 2018 (2018) [accessed 15 August 2018]. www.reliefweb.int/sites/reliefweb.int/files/resources/Yemen%20Fact%20Sheet_June%202018%20%28Final%29.pdf.

80. UNHCR. Yemen Fact Sheet June 2018 (2018) [accessed 15 August 2018]. www.reliefweb.int/sites/reliefweb.int/files/resources/Yemen%20Fact%20Sheet_June%202018%20%28Final%29.pdf.

81. UN. 'Now is the time to stand in solidarity with the people of Yemen' (9 August 2018) [accessed 15 August 2018]. www.reliefweb.int/sites/reliefweb.int/files/resources/HC%20statement%20on%20Sa%27ada%20attack.pdf.



3.10 Returns from the Kingdom of Saudi Arabia

In March 2017, the Government of KSA launched a campaign titled “A Nation without Violations”, which gave irregular migrants a chance to leave the country without penalties within 90 days. The amnesty period was extended four times, with the last one ending in November 2017.⁸²

IOM estimates that more than 190,000 individuals have returned to Ethiopia from KSA between May 2017 and the end of July 2018. Between May 2017 and July 2018, 152,026 Ethiopian migrants were registered and interviewed upon arrival at Bole International Airport before continuing onto their destinations. IOM also provided support to the most vulnerable migrants in the form of basic assistance. Among registered returns, 82 per cent were involuntary and 18 per cent were voluntary.

Most were males (75%), and roughly three-quarters lived in KSA for more than one year. About 56 per cent had primary level education and 26 per cent had less than this level of education. Most migrants were performing labour intensive jobs in KSA: 27 per cent of male migrants were farmers and another 25 per cent were daily labourers, while 76 per cent of female migrants were domestic workers. The highest flow of returns came from Jizan (25%), Riyadh (28%), and Makkah (34%) regions in KSA, to Amhara (33%), Oromia (29%), and Tigray (28%) regions in Ethiopia.⁸³

Periodic amnesties by the Government of KSA and the forced return of irregular Ethiopian migrants have been relatively common over the years.⁸⁴ KSA authorities launched a similar campaign between late 2013 and early 2014, which led to the return of more than 163,000 Ethiopians.⁸⁵ As in previous years, the current forced returns do not appear to have had an impact on the number of migrants making the irregular crossing from the Horn of Africa to Yemen.⁸⁶

82. IOM. *A Region on the Move: Migration Trends in the East and Horn of Africa, 2017 (April 2018)* [accessed 10 August 2018]. www.reliefweb.int/report/south-sudan/region-move-migration-trends-east-horn-africa-2017.

83. IOM. *Post-arrival registration: Return of Ethiopian migrants from the Kingdom of Saudi Arabia from 5 May, 2017 to 31 July, 2018.* (2018).

84. Fernandez. *Irregular Migration from Ethiopia to Gulf States in Skillful Survivals: Irregular Migration to the Gulf* edited by Fargues and Shah (2017). www.gulfmigration.eu/media/pubs/book/GLMM%20-%20IOM%20Volume%20-%20Complete.pdf. [accessed 18 August 2018].

85. IOM. *Assessment of the socio-economic situation and needs of Ethiopian returnees from KSA (October 2014)* [accessed 18 August 2018]. www.ethiopia.iom.int/sites/default/files/KSA%20Assesement%20Report%20_%20Socio-Ecomonic%20Needs%20of%20Ethiopian%20returnees.pdf.

86. IOM. *A Region on the Move: Migration Trends in the East and Horn of Africa, 2017 (April 2018)* [accessed 10 August 2018]. www.reliefweb.int/report/south-sudan/region-move-migration-trends-east-horn-africa-2017.

3.11 Missing migrants in the Horn of Africa and Yemen

Between January and July 2018, IOM's Missing Migrants Project recorded 105 migrants as dead and 18 as missing as a result of drowning incidents off the coast of Yemen. In the first seven months of 2017, 116 migrants were recorded as dead. In the same period in 2016, 78 migrants were recorded as dead and 36 as missing.

In contrast to the incidents that were recorded in 2018 (drownings), the cause of deaths/disappearances in the first seven months of 2017 and 2016 were varied. They were attributed to vehicle accidents, excessive physical abuse, gunshots/stabbings, sickness/lack of medicine as well as drowning. Moreover, the incidents took place in Ethiopia, Somalia, off the coast of Yemen and along the border between Eritrea and Sudan.

However, it should be noted that the total number of deaths is likely to be much higher because they often occur in remote areas or on routes that have been chosen with the explicit aim of avoiding detection.⁸⁷



87. IOM. *Missing Migrants Project* IOM (2018). www.missingmigrants.iom.int/downloads

Missing Migrants Project

East and Horn of Africa

January to July 2018

Legend:

- 1-10 Incident Location and Number of Dead or Missing - (color code=Cause of Death/Missing)
- 11-30 Incident Location and Number of Dead or Missing - (color code=Cause of Death/Missing)
- 31-65 Incident Location and Number of Dead or Missing - (color code=Cause of Death/Missing)

➔ Migrants movement according to each incident report (color code=Cause of Death/Missing)

Gender and Children

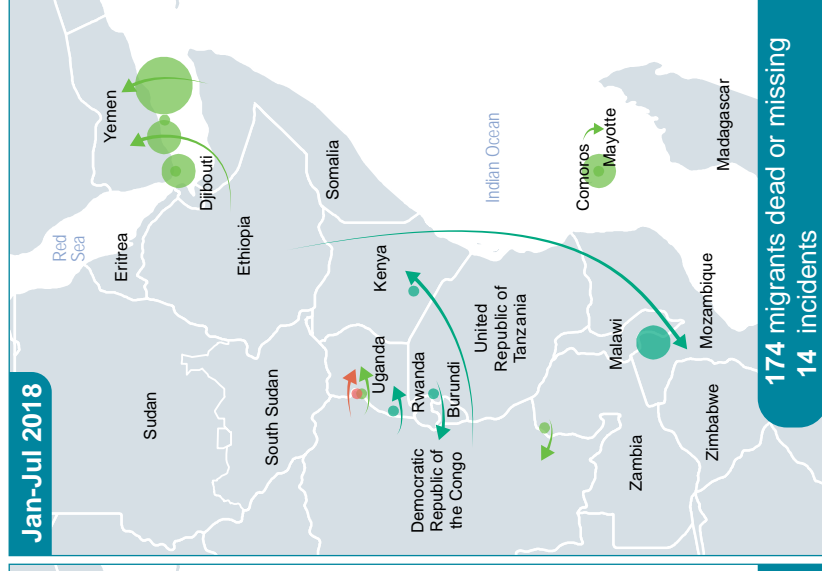
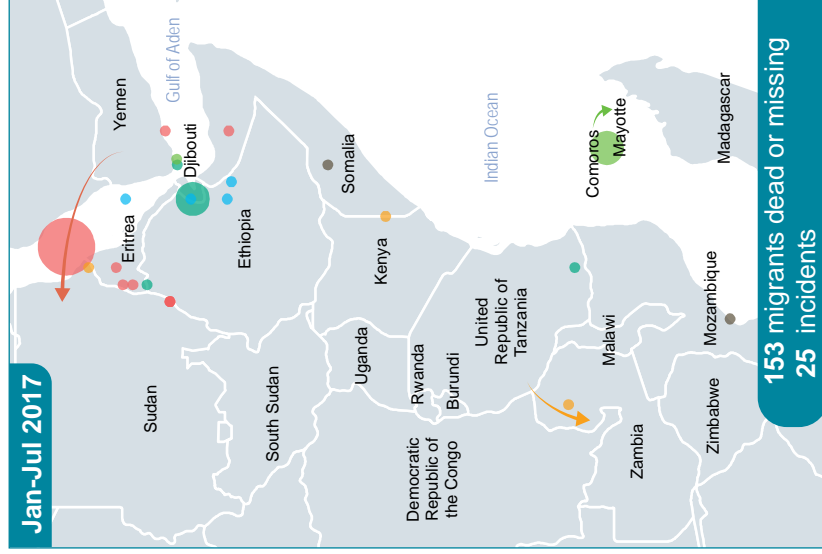
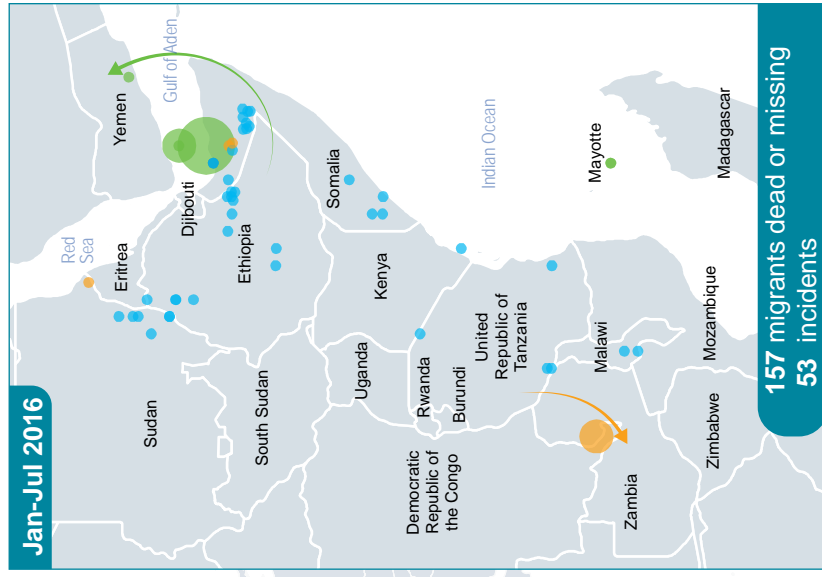
	Female	Male	Children
Jan-Jul 2016	3%	14%	1%
Jan-Jul 2017	3%	10%	1%
Jan-Jul 2018	12%	47%	9%

Month/Year

	Violence/Physical Abuse	Starvation/Suffocation/Dehydration	Drowning/Presumed Drowning	Vehicle Accident/Plane Stowaway	Sickness and Lack of Medicines	Unknown
Jan-Jul 2016	11%	5%	15%	7%	12%	2%
Jan-Jul 2017	11%	6%	4%	7%	2%	2%
Jan-Jul 2018	11%	6%	31%	5%	2%	2%

Cause of Death/Missing

● Violence/Physical Abuse ● Starvation/Suffocation/Dehydration ● Drowning/Presumed Drowning ● Vehicle Accident/Plane Stowaway ● Sickness and Lack of Medicines ● Unknown



Source: IOM Missing Migrants Project data (<https://missingmigrants.iom.int/>).
Disclaimer: This map is for illustration purposes only. Names and boundaries on this map do not imply official endorsement or acceptance by IOM.

3.13 EUROPE-BOUND FROM THE HORN OF AFRICA

Arrivals to Europe via the Mediterranean continued on a downward trajectory in the first half of 2018 as an estimated 58,357 migrants arrived in various European countries by land and by sea (Figure 9 below).^{88,89} This marks a 43 per cent reduction from 101,559 arrivals in the same period in 2017 and a 75 per cent reduction from the arrivals in a similar period in 2016 (230,445).⁹⁰

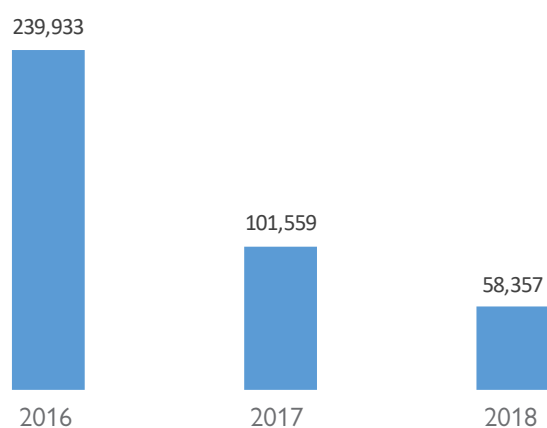


Figure 9: Arrivals to Europe by Land and Sea, all Nationalities, First Half of 2016, 2017, and 2018 (DTM migration.iom.int/Europe).

3.14 Arrivals to Italy via the Central Mediterranean, January to June 2018

Available data suggests that the Central Mediterranean route to Italy (with Libya as a key transit country) continues to be the one that is most commonly used by Eritreans, Ethiopians, and Somalis when migrating irregularly to Europe.⁹¹ IOM Displacement Tracking Matrix (DTM) shares data on arrivals by sea as provided by the Italian Ministry of Interior and is based on declared nationalities registered at disembarkation points.



88. Entry into Europe is counted for Italy, Spain, Greece, Bulgaria, Cyprus and Malta.

89. IOM. 'Mediterranean Migrant Arrivals Reach 45,808 in 2018; Deaths Reach 1,405' (3 July 2018) [accessed 18 August 2018]. www.iom.int/news/mediterranean-migrant-arrivals-reach-45808-2018-deaths-reach-1405.

90. IOM. 'Mediterranean Migrant Arrivals Reach 95,768 in 2017; 2,169 Deaths' (30 June 2017) [accessed 18 August 2018]. www.iom.int/news/mediterranean-migrant-arrivals-reach-95768-2017-2169-deaths.

91. Research & Evidence Facility EU Trust Fund for Africa. *Migration between the Horn of Africa and Yemen: A Study of Puntland, Djibouti and Yemen* (2017). For the purpose of this report, Horn of Africa migrants/asylum-seekers refer to nationals of Eritrea, Ethiopia, and Somalia.

3.15 MIGRANTS IN LIBYA

Despite its fragile economy and political instability, Libya is an important transit and destination country for migrants and asylum-seekers. In May and June 2018, DTM tracked 679,897 migrants comprising 42 nationalities in Libya.⁹² (For DTM purposes, a migrant is considered any person present in Libya who does not possess Libyan nationality.) 446,329 (66%) of the migrants originated from Sub-Saharan countries, with migrants from Niger being the largest nationality (making up 18% of the identified migrants). East and Horn of Africa migrants were also tracked, but at smaller numbers:

Nationality	Migrants	Percentage by Nationality
Somalia	23,021	3.4
Eritrea	9,119	1.3
Ethiopia	6,258	0.9
Kenya	1,350	0.2
Other	640,149	94.2

Migrants in an irregular situation and refugees/asylum-seekers risk detention in Libya. IOM DTM assessed 16 detention centres in July 2018 and identified 6,156 migrants. Of these, 1,910 were self-identified Eritreans (31%), 864 were Somalis (14%), and 274 were Ethiopians (4%).⁹³ In August 2018, UNHCR estimated that there are more than 8,000 migrants and refugees detained in the country.⁹⁴ Detention conditions in Libya are poor, with overcrowding, lack of basic living standards, and reports of abuse widely reported.⁹⁵

The voluntary humanitarian return assistance provided by IOM is one of the few options available for migrants stranded in Libya. In June 2018, 150 stranded Somali migrants were assisted to voluntary return to Mogadishu. The majority had been held in Government-run detention centres. Some 300 more vulnerable Somali migrants are expected to be assisted to return to Mogadishu from Libya in the coming months. The assistance is provided by IOM in collaboration with the Libyan and Somali Governments with support from the European Union.⁹⁶

92. IOM. DTM: Libya's Migrant Report Round 20 May – June 2018 (2018) [accessed 24 August 2018]. www.flow.iom.int/system/tdf/reports/DTM%20Libya%20Round%2020%20Migrant%20Report%20%28May-June%202018%29.pdf?file=1&type=node&id=4010.

For DTM programmatic purposes in Libya, a migrant is considered any person present in Libya who does not possess Libyan nationality. Accordingly, DTM does not differentiate between migrant statuses, length of residence in the country, or migratory intentions. It counts as migrants those who may have come from refugee producing countries, along with long-term residents and labour migrants who engage in circular migration pattern between Libya and their homes

93. IOM. DTM Libya Detention Centre Profile Generator July 2018 (2018).

94. UNHCR. Libya Flash Update 17 – 24 August 2018 (2018). www.reliefweb.int/sites/reliefweb.int/files/resources/UNHCR%20Libya%20Flash%20Update%2024%20August%202018.pdf.

95. OHCHR. "Detained And Dehumanised" Report on Human Rights Abuses Against Migrants in Libya (2016). www.ohchr.org/Documents/Countries/LY/DetainedAndDehumanised_en.pdf. Amnesty International. Libya's Dark Web of Collusion: Abuses Against Europe-Bound Refugees and Migrants (2017). <https://www.amnesty.org/en/documents/mde19/7561/2017/en/>. OHCHR. Returned migrants are being robbed, raped and murdered in Libya (2017). www.ohchr.org/EN/NewsEvents/Pages/DisplayNews.aspx?NewsID=22039.

96. IOM. 'UN Migration Agency Helps Somali Migrants Return Home from Libya' 1 June 2018 (2018) [accessed 24 August 2018]. www.iom.int/news/un-migration-agency-helps-somali-migrants-return-home-libya-0.

Between January and June 2018, more than 2,800 Eritreans, Ethiopians, and Somalis arrived in Italy.⁹⁷ This was a 60 per cent reduction from the number that arrived in the same six-month period in 2017 (7,204). Even more starkly, the 2018 arrivals were an 81 per cent reduction from those recorded in the same period in 2016 (14,875). This overall trend in arrivals from Eritrea, Ethiopia and Somalia is consistent with an even stronger reduction in overall arrivals by sea in Italy in the first half of 2018 in comparison with the first half of 2017 (-87%).

Significantly, arrivals from Eritrea, Ethiopia, and Somalia comprised almost 17 per cent of the total arrivals to Italy in the first half of 2018. In contrast, this group made up only 8.6 per cent of the arrivals in the same period of 2017. Indeed, while arrivals in Italy fell in absolute numbers, the proportion of Horn of Africa migrants as a percentage of the total arrivals more than doubled because arrivals of other groups of migrants – in particular West Africans and Bangladeshis – decreased at a faster pace. Between January and June 2018, Eritreans were the second most frequently self-declared nationality disembarking in Italy (2,555), making up 15 per cent of the total arrivals after Tunisians (3,002).

As stated above, 2,555 Eritreans arrived in Italy in the first six months of 2018. This represents a 44 per cent decrease from the arrivals in the same period in 2017 (4,536)⁹⁸. Arrivals from Somalia and Ethiopia in the first four months of 2018⁹⁹ fell by as much as 84 per cent. Somali arrivals numbered 154 between January and April 2018, which was an 85 per cent reduction from the arrivals in the same period in 2017 (1,021). In turn, Ethiopian arrivals numbered 45 between January and April 2018, marking an 80 per cent reduction from the same period in 2017 (229).

Adult males have comprised the largest share of Horn of Africa arrivals to Italy over the last few years. On average, they made up 56 per cent of the region's arrivals in the first four months of 2016, 2017, and 2018. On the other hand, adult female and children arrivals were closely matched during these time periods, each averaging about 22 per cent of the arrivals from the Horn of Africa.

However, a year-on-year comparison allows us to see that the share of children arrivals from the Horn of Africa has slightly increased over the first four months of the last three years. Between January and April 2018, children made up 25 per cent of the Horn of Africa arrivals. In contrast, they comprised 19 per cent and 21 per cent of the arrivals in the same period in 2016 and 2017, respectively.

Drilling down further, we see differences in arrival patterns among the three nationalities. Somalis, more than Eritreans, tend to be very young males traveling alone, while women and children – even accompanied – are more common among Eritreans. Direct observation at disembarkation points has led IOM to believe that the average age of migrants for all three nationalities is slightly decreasing. This trend is also reflected in the data, where children made up 24 and 28 per cent of the Somali arrivals in 2016 and 2017, respectively.

97. The information on nationality breakdown provided in this report is based on the nationality declared by migrants, as reported by the Italian Ministry of Interior. The Italian authorities provided full disaggregated data by nationality, sex, and age up to April 2018. Since then, the Italian Ministry of Interior has provided data on top 10 nationalities only. Eritreans are the second national group by number of arrivals registered in the first half of 2018 (2555). All data on arrivals refer to declared nationalities as registered at disembarkation points.

98. *Ibid.*

99. IOM is not able to provide the data on arrivals for May and June as these two groups are not in the first 10 by number of arrivals currently shared by the Italian Ministry of Interior.

In turn, the proportion of children among Eritrean and Ethiopian arrivals in the first four months of 2018 was 24 and 18 per cent, respectively. This represented a higher share than the children arrivals for both nationalities in the first four months of 2016 and 2017. Meanwhile, children comprised 18 per cent of the total arrivals (across all nationalities) between January and April 2018, which was also a larger share than the first four months of 2016 and 2017.

In general, the overwhelming proportion of children arrivals to Italy were unaccompanied. In the first four months of 2018, 83 per cent of children were unaccompanied across all arriving nationalities. This, however, was a 10 percentage point drop from 2016 and 2017, where 93 per cent of children were unaccompanied in both years. Similarly, there was a drop in the share of children who were unaccompanied for Horn of Africa arrivals in the first four months of this year. Between January and April 2018, 70 per cent of children from the Horn of Africa were unaccompanied compared to 89 and 99 per cent in 2016 and 2017, respectively.



Migrants disembarked from a rescue vessel in the Italian port of Augusta in Sicily. Photo: Francesco Malavolta/IOM 2015

3.16 A PARTIAL PICTURE: THE ROUTE TO SOUTHERN AFRICA

Current and comprehensive data on the southern route is largely unavailable. Ten years ago, it was estimated that as many as 20,000 Somalis and Ethiopians per year migrated to South Africa irregularly.¹⁰⁰ However, later research, using 2015 data, suggests that the number using this route has decreased by as much as 26 per cent, to between 14,750 and 16,850 annually.¹⁰¹ Recent IOM data allows us to piece together a more up-to-date picture of the route. Further to this, conditions of migrant reception may also change in Kenya. In May, the Government of Kenya began a 60-day process of verifying work permits held by migrant workers in the country. On 1 September, Amnesty International reported that on 24 August Cabinet Secretary for the Interior, Fred Matiang'i, ordered the Immigration Department and security forces to arrest, detain and deport all irregular migrants by 30 November.¹⁰²

3.17 IOM flow monitoring registry data

Between January and June 2018, IOM's flow monitoring registry identified 2,313 migrants intending to travel to South Africa. Most of the migrants were male (94%) and were interviewed in Moyale, Ethiopia, which is close to the Kenyan border. Employment and the pursuit of better opportunities were identified as the main reasons for migrating, with most intending to stay in South Africa for six months or longer.

3.18 IOM detention monitoring data

In addition, IOM's detention monitoring data provides insight into the profile of migrants using the route. As of April 2018, 3,011 migrants were reported to be in detention in Kenya, Mozambique, South Africa, the United Republic of Tanzania, and Zambia. Of these, 1,211 had their nationalities verified; 88 per cent were identified to be Ethiopians, 2 per cent were Somalis, and the rest comprised various nationalities from outside the Horn of Africa.

A large proportion of the Ethiopian migrants were detained in six prisons in the United Republic of Tanzania (Bukoba, Kitengule, Butimba, Maweni, Kigongoni and Keko prisons). IOM registered 919, of which the vast majority were male (99.35%) and under the age of 30 years (91%). This aligns with earlier research indicating that the migrating population from Ethiopia and Somalia mainly comprises young males between the ages of 18 and 35, which was advanced in a 2013 IOM study on the southern route.¹⁰³

100. IOM. *In Pursuit of the Southern Dream: Victims of Necessity Assessment of the irregular movement of men from East Africa and the Horn to South Africa* (2009) [accessed 14 August 2018]. www.publications.iom.int/system/files/pdf/iomresearchassessment.pdf
 101. MMC. *Briefing Paper No. 3: Smuggled South* (2017) [accessed 14 August 2018]. www.reliefweb.int/sites/reliefweb.int/files/resources/Smuggled_South.pdf

102. Amnesty International 1 September 2018 Press Release <https://www.amnesty.org/en/press-releases/2018/09/kenya-crackdown-on-irregular-migrants-risks-sparking-xenophobia/> [accessed 13 September 2018]

103. IOM. *Health Vulnerabilities Study of Mixed Migration Flows from the East and Horn of Africa and the Great Lakes Region to Southern Africa (Executive Summary Findings of the Formative Phase)* (2013) [accessed 14 August 2018]. www.publications.iom.int/system/files/pdf/migration_health_study_finalweb.pdf

An appreciable number of the migrants registered in prison were children (195, comprising 21%). This is concerning in light of their special vulnerabilities and the protection risks that arise from their detention, especially in prisons.¹⁰⁴

Nearly all (96.9%) of the 919 migrants came from the Southern Nations, Nationalities, and Peoples' Region (SNNPR), a part of Ethiopia that has seen a high incidence of irregular migration in recent years.

3.19 Voluntary humanitarian return of vulnerable migrants

Between April and July 2018, IOM supported the voluntary humanitarian return of 805 migrants from Malawi (160), Mozambique (143), South Africa (2), the United Republic of Tanzania (304), and Zambia (196). The vast majority of the returnees were male (98%) and from Ethiopia (100%; only two migrants were from Somalia).

Generally, the return movements were preceded by identification verification missions in various prisons/detention facilities, which in some instances involved the participation of the host and sending country governments in addition to IOM. In the case of return movements from the United Republic of Tanzania, the government granted the Ethiopian migrants an amnesty for unlawful presence in the country.¹⁰⁵

Most of the migrants who have received voluntary humanitarian return assistance have been categorized as vulnerable because of their medical needs, gender, and age. The return assistance has been funded by the European Union's Emergency Trust Fund for Africa and the German Federal Ministry for Economic Cooperation and Development (BMZ) through the Better Migration Management Programme and the EU-IOM Joint Initiative Programme.



104. OHCHR. 'Children and families should never be in immigration detention – UN experts' (2016). www.ohchr.org/EN/NewsEvents/Pages/DisplayNews.aspx?NewsID=21026.

105. IOM. 'IOM Facilitates the Return of 300 Stranded Ethiopian Migrants from Tanzania' (26 June 2018) [accessed 14 August 2018]. www.iom.int/news/iom-facilitates-return-300-stranded-ethiopian-migrants-tanzania.



Photo: © IOM S. Sudan





4. FREE MOVEMENT

4.1 OVERVIEW

The first half of 2018 was a watershed moment for free movement of Africans on the African continent. After decades in the making, Member States of the African Union (AU) adopted a Protocol on Free Movement of Persons, Right of Residence and Right of Establishment on 29 January 2018. Its adoption is described as a turning point in Africa's long and complex history, which has seen the creation and maintenance of colonial borders that have largely impeded intra-Africa mobility and economic prosperity.¹⁰⁶ The Protocol was signed during the 10th AU Extra Ordinary Summit on the Continental Free Trade Area Agreement (CFTA), held on 21 March 2018 in Kigali, Rwanda. To date, it has been signed by 32 Member States and ratified by one (Rwanda). The latest updated status on signature and ratifications can be accessed at the AU Treaties website.¹⁰⁷

Following the adoption of the Protocol and pursuant to Article 10 of the Protocol, the AU embarked on an awareness campaign and consultative process on the guidelines for an African passport. An initial AU –Regional Economic Community's (RECs) workshop on Guidelines and Specifications for the African Passport as part of the implementation of the Protocol on Free Movement of Persons was held on 22-24 March in Kigali. Based on the guidelines developed in the RECs, the AU zero draft guidelines were developed.

The guidelines have been endorsed by chiefs of immigration and will be presented to the AU Standing Technical Committee on Migration, Refugees and IDPs scheduled for November 2018.

106. African Union and IOM. *Study on the benefits and challenges of free movement of persons in Africa (July 2018)* [accessed 28 August 2018]. www.ethiopia.iom.int/sites/default/files/IOM%20free%20movement%20africa%20WEB_FINAL.pdf. African Development Bank Group. *'Visa restrictions and economic consequences in Africa'* (June 2013) [accessed 28 August 2018]. www.afdb.org/en/blogs/afdb-championing-inclusive-growth-across-africa/post/visa-restrictions-and-economic-consequences-in-africa-11987/.

107. <https://au.int/en/treaties/protocol-treaty-establishing-african-economic-community-relating-free-movement-persons>



In July, IOM and the AU Commission (AUC) capitalized on the momentum around free movement, by jointly organizing a symposium on fostering labour mobility within and from Africa, which was held in Nairobi, Kenya.¹⁰⁸ The main outcome of the symposium is a consolidated roadmap that lays out eight strategic objectives to be implemented between mid-2018 and mid-2023. The roadmap is expected to i) contribute to improving the capacity and coordination among the AUC, regional economic communities and AU Member States to implement the components of the Revised Migration Policy Framework for Africa (Revised MPFA), AU Free Movement Protocol (AU FMP) and Joint Labour Migration Programme (JLMP) to facilitate safe and orderly labour mobility within Africa; and (ii) inform and support the development and implementation of bilateral and multilateral labour mobility arrangements in order to facilitate safe and orderly labour mobility within and from Africa.

Additionally, two complementary developments took place in the same period: the AU adopted the African Continental Free Trade Area agreement (CFTA) and the Decision on the Establishment of a Single African Air Transport Market (SAATM).

The CFTA agreement brings together 55 African economies into a larger, more coherent market for goods and services, while also seeking to facilitate cross-labour mobility by promoting the movement of business persons. In turn, SAATM is expected to contribute to the reduction of air transport costs and increase air connectivity, thereby facilitating the movement of persons.

¹⁰⁸ The Symposium was funded by the Swedish International Development Cooperation Agency, the Dutch Embassy in Addis Ababa, the IOM Development Fund, and the European Union (EU).

Overall, the expected benefits of facilitating the free movement of persons in Africa include, among others, boosting intra-Africa trade, commerce and tourism; promoting labour mobility as well as intra-African knowledge and skills transfer; enhancing pan-African identity and social integration; and improving trans-border infrastructure as well shared development.¹⁰⁹ Nevertheless, challenges, which could derail the process, remain. They include xenophobia, high rates of unemployment, national capacity and resource constraints, as well as security, public order and public health fears.

The timeline in the following spreads highlights milestones in the AU's journey towards realizing greater intra-Africa mobility.¹¹⁰



Photo: IOM/Mary-Sanyu Osire 2015

109. African Union and IOM. *Study on the benefits and challenges of free movement of persons in Africa* (July 2018) [accessed 28 August 2018]. www.ethiopia.iom.int/sites/default/files/IOM%20free%20movement%20africa%20WEB_FINAL.pdf.

110. African Union and IOM. *Study on the benefits and challenges of free movement of persons in Africa* (July 2018) [accessed 28 August 2018]. www.ethiopia.iom.int/sites/default/files/IOM%20free%20movement%20africa%20WEB_FINAL.pdf. IOM. *A Region on the Move: Migration Trends in the East and Horn of Africa, 2017* (April 2018) [accessed 10 August 2018]. www.reliefweb.int/report/south-sudan/region-move-migration-trends-east-horn-africa-2017. African Union. *Indication of legal instruments to be signed at the 10th Extraordinary Session of the Assembly on the launch of the AFCFTA* (2018) [accessed 29 August 2018]. www.au.int/sites/default/files/pressreleases/34033-pr-indication20of20signing20authority20-20updated20final20final20docx.pdf. African Union. *Summary of the key decisions and declarations of the 31st African Union Summit* (July 2018) [accessed 29 August 2018]. www.au.int/en/pressreleases/20180706/summary-key-decisions-and-declarations-31st-african-union-summit.



Construction worker from IDP community working on communal shelter construction. Photo: Rikka Tupaz

4.2 INTRA-AFRICA MOBILITY TIMELINE

1963

The Organization of African Unity (OAU) is established

Freedom of movement is not expressly mentioned in the OAU Charter, but the promotion of unity, solidarity and enhanced cooperation among African States to achieve a better life for Africans is listed as a purpose of the OAU.

1981

African Charter on Human and Peoples' Rights is approved.

Freedom to move within and out of one's own country is expressed in Article 12.

1991

The Treaty Establishing the African Economic Community (Abuja Treaty) is adopted.

The adoption of the Abuja Treaty codifies the idea of free movement of persons in Africa into a legally binding commitment by Member States. Moreover, Member States agree to conclude a Protocol on Free Movement of Persons, Right of Residence, and Right of Establishment.

1986

African Charter on Human and Peoples' Rights comes into effect

Article 12 of the Charter stipulates that freedom of movement, mobility rights, or the right to travel, is a human rights principle encompassing the right of individuals to travel from place to place within the territory of a country, and to leave the country and return to it. The right includes not only visiting places, but changing the place of residence or employment.

1980

The Lagos Plan of Action for the Economic Development of Africa (1980 – 2000) is launched.

The envisaged African common market seeks to allow free movement of labour.

2004

Conference of Intellectuals and the Diaspora, Senegal

The African Union Commission convenes a conference in Dakar, which recommends that the AU promote the concept of African citizenship and the establishment of an African passport.

2008

AU Social Policy Framework adopted

The framework promotes collaboration of social security schemes to ensure benefits of labour circulation and aims to enhance access and transfer of social security benefits to migrant workers, among others.

2005

AU Executive Council Meeting, Libya

In the AU Executive Council's meeting, support for the free movement of persons in Africa and the issuance of an African passport is made.

2002

The Durban Summit launches the African Union (AU)

The transformation of the OAU into the AU reignites the momentum towards Africa's continental integration.

2009

AU Minimum Integration Programme is launched

This programme highlights priority areas for Africa's integration including the free movement of persons.

4.2 INTRA-AFRICA MOBILITY TIMELINE

2013

OAU/AU Solemn Declaration, Addis Ababa

AU Assembly commits to develop a strategic framework for the socioeconomic transformation of the continent, namely Agenda 2063. Agenda 2063 includes goals and targets that relate to the freedom of movement of persons. One of the target areas to be met by 2023 is the free movement of people within REC Member States, as well as a continental-wide waiver of all visa requirements for intra-African travel by 2018.

2016

AU Executive Council Meeting, Nairobi

In a meeting in January, the Executive Council adopts a decision to relax visa regimes to allow for free movement of Africans. The Executive Council urges the AUC to develop a Protocol on Free Movement of Persons for adoption by the Assembly in January 2018.

2016

AU Assembly – Twenty-seventh AU Summit, Kigali

In July, the Assembly launches the common, electronic, biometric African passport. The rationale is that the African passport will facilitate the free movement of persons across Africa. Additionally, the AUC and Member States begin the process of drafting a protocol to facilitate the free movement of persons in Africa as well as the right of residence and establishment.

2015

AU Assembly – Twenty-fifth AU Summit, Johannesburg

In June, the AU Assembly adopts a decision to accelerate the free movement of persons and the development of the African passport (Declaration of Migration, Doc. Assembly/AU/18(XXV)).

2015

AU Assembly – Twenty-fourth AU Summit, Addis Ababa

After the adoption of the Agenda 2063 Framework Document by the Summit in January 2015 the AU adopted the First Ten Year Implementation Plan of Agenda 2063 (2013 – 2023) as a basis for the preparation of medium-term development plans of Member States of the AU, RECs and the AU organs. Within the 10-year plan, 12 flagship projects and programmes have been approved. Among the flagship projects is the African passport and free movement of people:

2015

The Joint Labour Migration Programme (JLMP) is adopted

In January, African Heads of State and Government adopt the JLMP as a comprehensive programme on labour migration governance. The AU-led initiative, which is supported by the International Organization for Migration (IOM), International Labour Organization (ILO), United Nations Economic Commission for Africa (UNECA) and United Nations Development Programme (UNDP), aims at facilitating the free movement of workers in critical areas as a means of advancing regional integration and development. A key rationale is that regional skills pooling through mobility can help to address the challenges faced by many Sub-Saharan countries in the form of labour and skills shortages in specific sectors, unemployment and a growing youth bulge.

2017

○ AU Peace and Security Council (PSC) – 661st meeting, Addis Ababa

In February, the PSC throws its weight behind the concept of the free movement of persons. It urges Member States to focus on cooperation and collaboration in tackling the anticipated challenges of the free movement of persons. The PSC further acknowledged that besides facilitating regional and continental integration, the benefits of free movement of people, goods and services far outweigh the real and potential security and economic challenges that may be perceived or generated.

○ 2017

○ The Revised Migration Policy Framework for Africa (MPFA) and Plan of Action (2018 – 2027) is reviewed, Victoria Falls

In August, AU Member States and RECs reviewed and made recommendations on the Revised MPFA. First adopted in 2006, the MPFA is a non-binding framework and guideline to assist Member States and RECs in the formulation of their own national and regional migration policies in accordance with their own priorities and resources. The Revised MPFA reflects current migration dynamics in Africa, the AU's Agenda 2063 and the SDGs, and offers a revised strategic framework to guide Member States and RECs in migration management and priorities the implementation of the free movement of people regime.

○ 2017

○ AU Specialized Technical Committee on Migration, Refugees and Internally Displaced Persons meeting, Kigali, Rwanda

Protocol on Free Movement of People (FMP) and its implementation plan, and the Common African Position on Global Compact on Migration were adopted and submitted for AU adoption.

○ 2017

○ More African States move towards visa liberalization

By the end of the year, a number of African States have declared an intent or already have in place visa liberalization policies that allow all visiting Africans to obtain visas on entry for a limited period. These include Benin, Ghana, Kenya, Mauritius, Rwanda and Seychelles.

○ 2018

○ Adoption of the Protocol to the Treaty Establishing the African Economic Community Relating to Free Movement of Persons, Right of Residence and Right of Establishment, Kigali

In March, the Protocol opens for signature at the 10th Extraordinary Session of the AU Assembly in Kigali; 30 Member States sign the Protocol.

As of July, 32 Member States have signed and one Member State (Rwanda) has ratified the Protocol.

○ 2018

○ Symposium on Fostering Labour Mobility within and from Africa, Nairobi

The symposium, held in July, was jointly organized by IOM and the AU Commission, with funding from a number of development partners.¹¹¹ Its aim was to foster inter- and intra-regional labour mobility within Africa and to protect the fundamental human rights, including labour and social rights, of workers migrating within and from the continent. The main outcome of the symposium was a consolidated roadmap on fostering safe and orderly labour mobility within and from Africa. This roadmap lays out eight strategic objectives to be implemented between mid-2018 and mid-2023.

○ 2018

○ The Revised Migration Policy Framework for Africa (MPFA) and Plan of Action (2018 – 2027) is adopted, Addis Ababa

In January, the MPFA was adopted at the Thirty Second Ordinary Session of the AU Executive Council.

¹¹¹ The Swedish International Development Cooperation Agency, the Kingdom of Netherlands, the IOM Development Fund, and the European Union (EU).





The Madina is an Ethiopian woman living in a makeshift home in Balbala. She has been living in the shanty town for the past 15 years when she came with two other women from Ethiopia looking for better work opportunities. Photo: Muse Mohammed, Djibouti





International Organization for Migration (IOM)
The UN Migration Agency

East and Horn of Africa IOM Regional Office
Address: Sri Aurobindo Avenue, Off Mzima Spring Road, Lavington
P.O Box 55040 - 00200, Nairobi, Kenya | **Email:** RONairobiPIU@iom.int | **Web:**www.iom.int